Libmanan Water District
FY 2020

APPROVED OPERATING AND CAPITAL BUDGET

LIWAD Mission:

LIWAD aims to provide potable water services and promote sustainable sewerage and watershed management by engaging its community and its responsive consumers in harnessing the natural water resources of the community.

LIWAD Vision:

To become a premier potable water utility providing safe, affordable & reliable water services throughout the entire municipality of Libmanan while continuously promoting the sustainable utilization of our natural water resources and the environment.

LIWAD GOALS:

1. Provide potable water services and promote sustainable sewerage and watershed management by engaging its community and its responsive consumers in harnessing the natural water resources of the community.

2. To become a premier potable water utility providing safe, affordable & reliable water services throughout the entire municipality of Libmanan while continuously promoting the sustainable utilization of our natural water resources and the environment.

EXCERPT FROM THE MINUTES OF THE REGULAR MEETING OF THE BOARD OF DIRECTORS OF THE LIBMANAN WATER DISTRICT (LIWAD) ON JANUARY 6-7, 2020 HELD AT LIWAD OFFICE, BAGUMBAYAN, LIBMANAN, CAMARINES SUR.

Present:

Mr. Ferdinand J. Osio, Sr.	**BOD Chairman**
Engr. Dominador G. Zaldua, Jr.	**BOD Vice-Chairman**
Ptr. Eugenio T. Delfin, Jr.	**BOD Secretary**
Ms. Eva V. Dilanco	**BOD Treasurer**
Ms. Leticia C. Madrid	**BOD Member**

Other Present:

Engr. Rodolfo A. Jimenez, Jr.	**General Manager**
Kristine Kay T. Balingbing	**Recording Secretary**

RESOLUTION NO. 001, Series of 2020

RESOLUTION APPROVING THE PROPOSED CAPITAL AND OPERATING BUDGET FOR CALENDAR YEAR 2020 AMOUNTING TO FORTY EIGHT MILLION SEVEN HUNDRED FOURTEEN THOUSAND ONE HUNDRED NINETY NINE PESOS AND 89/100 (P48,714,199.89)

WHEREAS, Libmanan Water District has a proposed Capital and Operating Budget for the year 2020 of forty eight million seven hundred fourteen thousand one hundred ninety nine pesos and 89/100 (P48,714,199.89);

WHEREAS, out of the total Capital and Operating Budget of P48,714,199.89, P26,430,589.89 was designated for capital expenditures and the remaining P22,283,610.00 for operating and maintenance and personnel expenditures;

WHEREAS, it is necessary that the proposed Capital and Operating Budget for Calendar Year 2020 amounting be approved and implemented;

WHEREFORE, on collective motion, be it resolved as it is hereby;

RESOLVED, to approve the proposed Capital and Operating Budget for Calendar Year 2020 amounting to forty eight million seven hundred fourteen thousand one hundred ninety nine pesos and 89/100 (P48,714,199.89).

UNANIMOUSLY APPROVED.
January 7, 2020

We hereby certify to the correctness of the foregoing resolution.

EUGENIO T. DELFIN, JR.
Secretary

ATTESTED:

FERDINAND J. OSIO, SR.
Chairman

ENGR. DOMINADOR G. ZALDUA, JR.
Vice-Chairman

EVA V. DILANCO
Treasurer

LETICIA C. MADRID
Member

OPERATING BUDGET SUMMARY

PARTICULARS	FY 2018 Actual	FY 2019 Budget	FY 2019 Estimated	FY 2020 Budget	FY2020 Change	% Change
INCOME						
Business Income						
Income from Waterworks System						
Water Sales	26,610,017.56	Php 27,692,007.74	28,299,340.23	Php 35,617,775.63	Php 7,318,435.39	26%
Rent Income	497,694.55	643,800.00	398,618.18	1,185,404.00	786,785.82	197%
Other Business Income	582,758.51	466,590.00	390,690.79	1,876,326.00	1,485,635.21	380%
Fines and Penalties	794,976.38	827,300.92	969,423.88	1,220,124.64	250,700.76	26%
Total Business Income	**28,485,447.00**	**29,629,698.66**	**30,058,073.08**	**39,899,630.27**	**9,841,557.18**	**33%**
Less: Expenses						
Personal Services	7,982,805.83	12,236,033.45	10,525,731.50	13,812,317.62	3,286,586.12	31%
Maint. and Other Operating Exp.	4,753,045.98	8,494,844.40	5,044,759.93	8,465,292.38	3,420,532.45	68%
Non-Cash Expenses	3,742,661.92	3,924,074.45	3,933,508.13	6,101,315.44	2,167,807.31	55%
Financial Expenses					-	
Bank Charges	5,834.73	7,400.00	4,637.60	5,000.00	362.40	8%
Loan Interest	1,374,415.00	1,311,595.00	1,311,595.00	1,243,425.00	(68,170.00)	-5%
TOTAL OPERATING EXPENSES	**17,858,763.46**	**25,973,947.30**	**20,820,232.16**	**29,627,350.44**	**8,807,118.27**	**42%**
Income(Loss) from Operation	**10,626,683.54**	**3,655,751.37**	**9,237,840.92**	**10,272,279.83**	**1,034,438.91**	11%
Add(Deduct) Other General Income						
Interest Income	232,053.89	100,000.00	289,879.35	100,000.00	**(189,879.35)**	-66%
Miscellaneous Income	-	-	138,774.53			
Total Other General Income	**232,053.89**	**100,000.00**	**289,879.35**	**100,000.00**	**(189,879.35)**	-66%
Net Income	**10,858,737.44**	**Php 3,755,751.37**	**Php 9,527,720.27**	**10,372,279.83**	**Php 844,559.56**	9%

Prepared By:

HARLENE EVE T. RAMIREZ
Senior Accounting Processor B

Approved By:

ENGR. RODOLFO A. JIMENEZ, JR.
General Manager

OPERATING CASH BUDGET

FOR BUDGET YEAR 2020

PARTICULARS	FY 2018 Actual	FY 2019 Budget	FY 2019 Estimated	FY 2020 Budget	FY2020 Change	% Change
Collection Efficiency	93%		98%	**98%**	0%	0%
CASH FLOWS FROM OPERATING ACTIVITIES						
CASH INFLOWS						
Collection of Receivable-Water Sales						
Current Year	Php 26,291,350.80	Php 28,502,762.65	Php 28,213,633.04	36,813,497.78	Php 8,599,864.74	30%
Previous Years	661,308.91	1,012,339.18	978,421.62	1,129,610.08	Php 151,188.46	15%
Collection of Other Receipts	3,692,049.99	6,438,337.92	2,280,099.33	7,649,854.64	5369755.312	236%
TOTAL CASH INFLOWS	**Php 30,644,709.70**	**Php 35,953,439.75**	**Php 31,472,153.99**	**45,592,962.50**	**Php 14,120,808.51**	45%
CASH OUTFLOWS:						
Payment of Personal Services	5,501,174.05	12,236,033.45	6,578,051.36	13,812,317.62	Php 7,234,266.26	110%
Remittance of Other Personnel Benefits	2,901,126.14		4,694,890.27			
Payment of Operating & Maintenance Expense	3,251,792.02	8,003,209.58	3,700,702.43	8,073,709.48	Php 4,373,007.05	118%
Payment of Loan Interest	1,393,557.21	1,374,415.00	1,328,704.00	1,374,415.00	Php 45,711.00	3%
Guaranty Deposit	-	99,600.00			Php -	
Payment of Prepaid Insurance	46,606.22	-	53,683.41		Php (53,683.41)	-100%
Payment of Prepaid Rent			12,000.00			
Payment of Office Supplies Invty	295,814.99	283,634.82	758,948.68	211,582.90	Php (547,365.78)	-72%
Payment of Accounts Payable	1,375,592.96	655,804.64	2,606,932.14	404,540.10	Php (2,202,392.04)	-84%
Payment of Expenses Pertaining/Incurred Prior Years	-		36,292.78		Php (36,292.78)	
Payment of Accountable Form Invty	-	155,000.00		155,000.00	Php 155,000.00	
Payment of construction materials sold	2,843,956.42	4,500,647.00	13,039,178.15	4,411,372.02	Php (8,627,806.13)	-66%
TOTAL CASH OUTFLOWS	**17,609,620.01**	**27,308,344.49**	**32,809,383.22**	**28,442,937.12**	**340,444.16**	1%
TOTAL CASH PROVIDED (USED) BY OPERATING ACTIVITIES:	**13,035,089.69**	**8,645,095.26**	**(1,337,229.23)**	**17,150,025.38**	**8,504,930.12**	**-636%**
CASH FLOWS FROM INVESTING ACTIVITIES:						
CASH INFLOWS:						
Cash Transfer from HYSA		3,924,074.45			Php -	
CASH OUTFLOWS:						
Payment of Prior Year's Payable	-				Php -	
Sinking Fund-reserve	(22,176,966.03)	3,924,074.45			Php -	
Payment of PPE	741,082.80	5,586,900.00	1,613,961.70	3,815,000.00	Php 2,201,038.30	136%
Payment for Construction in Progess-Prior Years'	-	15,187,109.34		10,560,764.15	Php 10,560,764.15	
Payment for PPE-Prior Years'	-	738,660.70		2,111,407.35	Php 2,111,407.35	
Payment for Construction in Progress - Project	-				Php -	
Payment for Construction in Progress - General Fund	786,706.00	13,776,372.32	5,195,317.24	22,615,589.89	Php 17,420,272.65	335%
Payment for Construction in Progress - (HYSA)	-				Php -	
TOTAL CASH OUTFLOWS	**Php (20,649,177.23)**	**Php 39,213,116.81**	**Php 6,809,278.94**	**Php 39,102,761.39**	**Php 32,293,482.45**	474%
TOTAL CASH PROVIDED (USED) BY INVESTING ACTIVITIES	**Php 20,649,177.23**	**Php (35,289,042.36)**	**Php (6,809,278.94)**	**(39,102,761.39)**	**Php (32,293,482.45)**	**474%**
CASH FLOWS FROM FINANCING ACTIVITIES:						
CASH INFLOWS:						
Barangay Counterpart (project-Malbogon)	130,000.00	-				
Barangay Counterpart (project-Pag-Oring Viejo)			22,831.19			
Loan Domestic (Project)	-	928,923.28	-	928,923.28	Php 928,923.28	
TOTAL CASH INFLOWS	**130,000.00**	**928,923.28**	**22,831.19**	**928,923.28**	928,923.28	
CASH OUTFLOWS:						
Payments of Loans - LGU	-	-			-	
Bank Charges	-	7,400.00	4,708.40	5,000.00	Php 291.60	
Payments of Loans Principal-Iwua	1,407,441.00	1,470,665.00	1,452,356.00	1,538,835.00	86,479.00	6%
TOTAL CASH OUTFLOWS	**1,407,441.00**	**1,478,065.00**	**1,457,064.40**	**1,543,835.00**	86,770.60	6%
CASH FLOW PROVIDED BY FINANCING	**(1,277,441.00)**	**(549,141.72)**	**(1,434,233.21)**	**(614,911.72)**	**842,152.68**	-59%
CASH PROVIDED BY OPERATING, INVESTING , & FINANCING ACTIVITIES	**32,406,825.92**	**(27,193,088.82)**	**(9,580,741.38)**	**(22,567,647.73)**	**(22,946,399.65)**	**240%**
ADD: CASH AND CASH EQUIVALENTS - Beginning	**14,090,040.88**	**46,496,866.80**	**Php 46,496,866.80**	**36,916,125.42**		
CASH & CASH EQUIVALENTS, ENDING	**Php 46,496,866.80**	**Php 19,303,777.98**	**Php 36,916,125.42**	**14,348,477.69**	**Php (22,946,399.65)**	**-62%**

Prepared By:

HARLENE EVE R RAMIREZ
Senior Accounting Processor B

Approved By:

ENGR. RODOLFO A. JIMENEZ, JR.
General Manager

CASH BALANCES

FOR BUDGET YEAR 2020

PARTICULARS	FY 2018 Actual	FY 2019 Estimated	FY 2020 Projected	FY2020 Change	% Change
CASH IN BANK-UCPB ACCOUNTS	**3,678,292.60**	**1,282,425.34**	**2,061,233.07**	**778,807.73**	**144.90**
LCCA-UCPB Account	151,708.37	3,432.27	500,000.00	496,567.73	14468%
LCSA-UCPB (Guaranty Deposits)	1,181,929.57	1,278,993.07	1,561,233.07	282,240.00	22%
LCSA-UCPB (Sinking Fund)	2,344,654.66				
CASH IN BANK-LBP ACCOUNTS	**42,798,458.07**	**35,609,756.81**	**12,280,244.62**	**(22,395,275.83)**	**0.44**
LCCA-LBP Account	17,864,446.04	3,673,708.20	7,406,837.61	3,733,129.41	102%
LCSA-LBP Joint Account (LWUA-LIWAD)	-	2,788,860.38	3,857,393.65	1,068,533.27	38%
LCCA-LBP Joint Account (LWUA-LIWAD)	933,478.97	934,236.36	-		
LCSA-LBP High-Yield Savings Account	24,000,533.06	28,212,951.87	1,016,013.36	(27,196,938.51)	-96%
Petty Cash Fund	10,000.00	10,000.00	10,000.00	-	0%
Cash Collecting	10,116.13	13,943.27	20,000.00	6,056.73	43%
	Php 46,496,866.80	**Php 36,916,125.42**	**Php 14,371,477.69**	**Php (21,610,411.37)**	**Php 145.77**

Prepared By:

JOHN KELVIN O. TEJADA
Admin Aide I

Approved By:

ENGR. RODOLFO A. JIMENEZ, JR.
General Manager

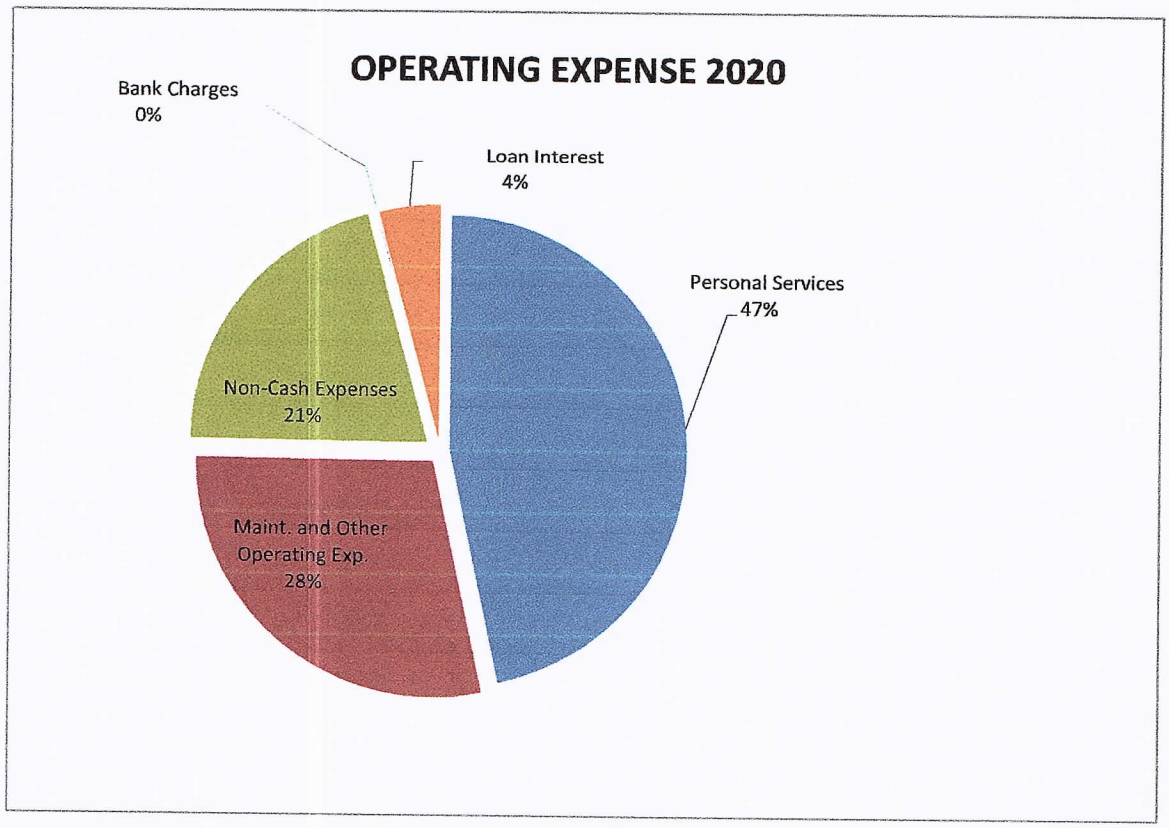
OPERATING EXPENSE 2020
Bank Charges
0%
Loan Interest
4%
Personal Services
47%
Non-Cash Expenses
21%
Maint. and Other
Operating Exp.
28%

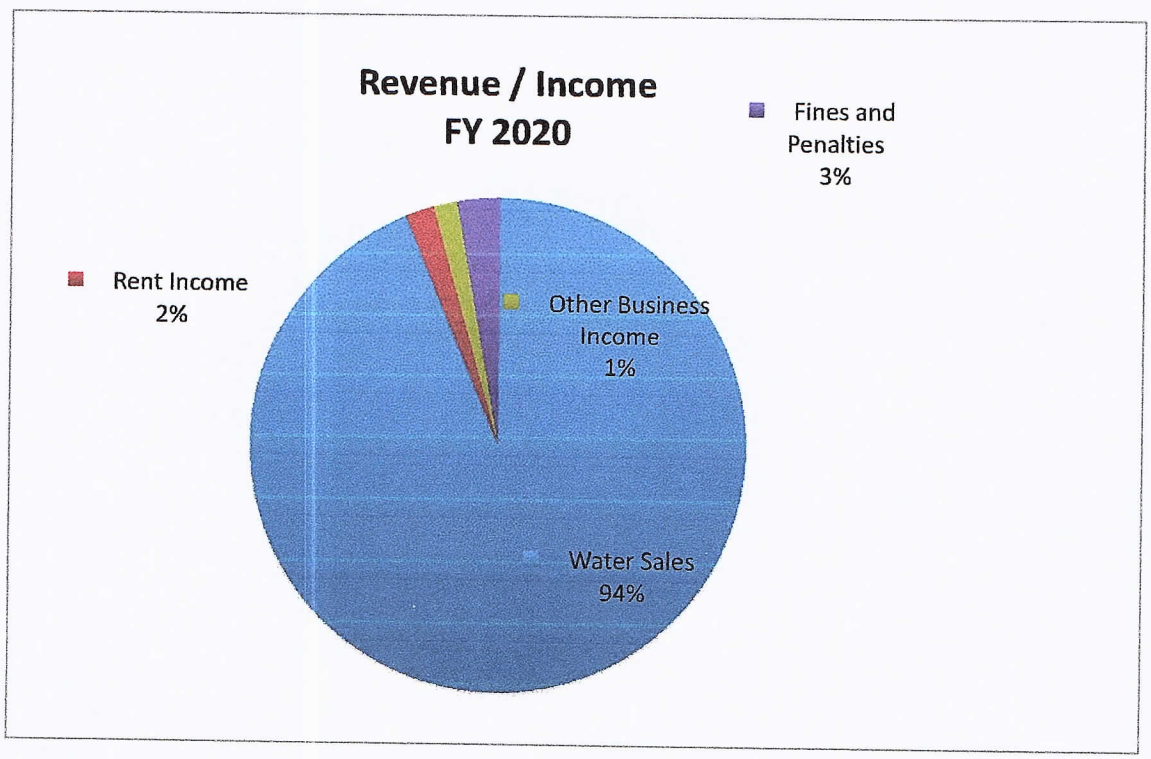
Revenue / Income
FY 2020
Fines and
Penalties
3%
Rent Income
2%
Other Business
Income
1%
Water Sales
94%

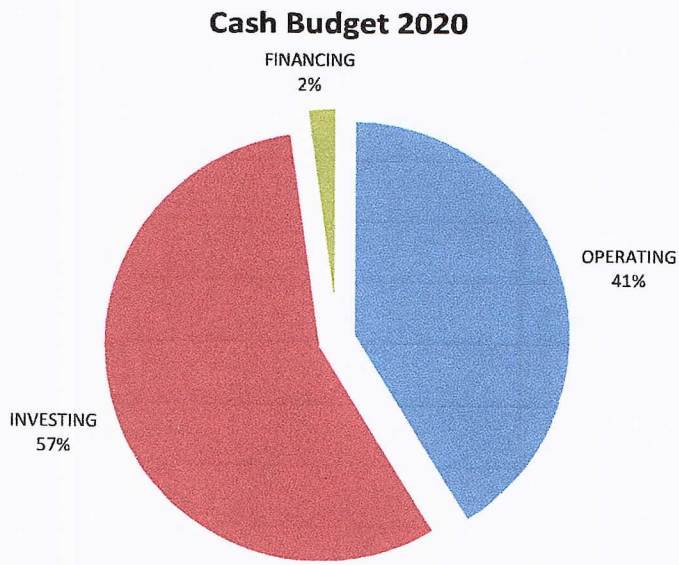

Prepared By:

JOHN KELVIN O. TEJADA
Admin Aide I

Approved By:

ENGR. RODOLFO A. JIMENEZ, JR.
General Manager

REVENUE HISTORY

PARTICULARS	FY 2015 Actual	FY 2016 Actual	FY 2017 Actual	FY 2018 Actual	FY 2019 Estimated	FY 2020 Budget
ASSETS						
SALES/REVENUE FROM OPERATIONS:						
Water Sales	19,762,300.06	Php 20,840,194.92	Php 23,911,995.22	Php 26,610,017.56	Php 28,299,340.23	Php 35,617,775.63
Rent Income	469,950.00	556,800.00	527,040.00	497,694.55	398,618.18	1,185,404.00
Other Business Income	547,082.97	443,590.00	627,467.86	456,882.94	819,344.67	1,876,326.00
Fines and Penalties	539,266.39	541,698.83	727,953.44	794,976.38	969,423.88	1,220,124.64
TOTAL SALES/REVENUE FROM OPERATION	Php 21,318,599.42	Php 22,382,283.75	Php 25,794,456.52	Php 28,359,571.43	Php 30,486,726.97	Php 39,899,630.27

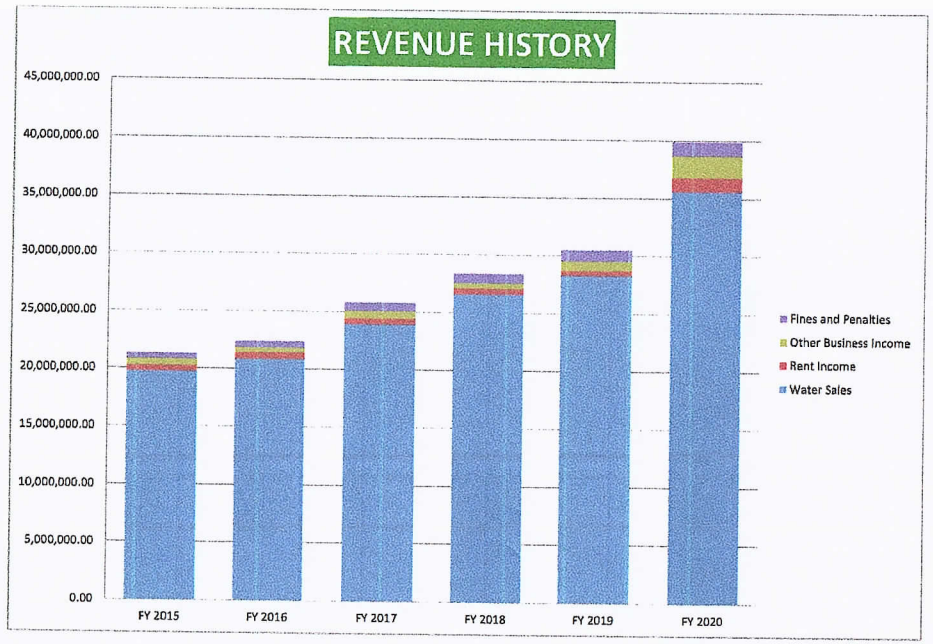

Prepared by:

HARLENE EVE T. RAMIREZ
Senior Accounting Processor B

ENGR. RODOLFO A. JIMENEZ, JR.
General Manager

Republic of the Philippines
LIBMANAN WATER DISTRICT

ESTIMATED WATER SALES for the CY 2020
METERED

COMMODITY CHARGES

	ADD'L. CONN. NEW	No. of connection	Size 1/2"	Average Consumption	1st 10 cu.m. 120.00	11-20 cu.m. 14.00	21-30 cu.m. 14.80	31-40 cu.m. 15.60	41-Up cu.m. 16.40	Total Consumption	JANUARY TOTAL
RESIDENTIAL/GOVT	55	1764		6.42	211,680.00					11,324.88	
		2497		16.24	299,640.00	174,790.00				40,551.28	
		1427		26.80	171,240.00	199,780.00	105,598.00			38,243.60	
		596		35.77	71,520.00	83,440.00	88,208.00	46,488.00		21,318.92	
		557		72.38	66,840.00	77,980.00	82,436.00	86,892.00	295,784.82	40,315.66	
TOTAL		6841			820,920.00	535,990.00	276,242.00	133,380.00	295,784.82	151,754.34	2,062,316.82

COMMERCIAL CHARGES

	No. of connection	Size 1/2"	Average Consumption	1st 10 cu.m. 240.00	11-20 cu.m. 28.00	21-30 cu.m. 29.60	31-40 cu.m. 31.20	41-Up cu.m. 32.80	Total Consumption	
FULL COMMERCIAL - 200%	108		4.90	25,920.00					529.20	
	49		14.60	11,760.00	6,860.00				715.40	
	34		25.50	8,160.00	9,520.00	5,032.00			867.00	
	10		36.80	2,400.00	2,800.00	2,960.00	1,560.00		368.00	
	64		105.41	15,360.00	17,920.00	18,944.00	19,968.00	137,308.67	6,746.24	
TOTAL	265			63,600.00	37,100.00	26,936.00	21,528.00	137,308.67	9,225.84	286,472.67

	No. of connection	Size 1/2"	Average Consumption	1st 10 cu.m. 210.00	11-20 cu.m. 24.50	21-30 cu.m. 25.90	31-40 cu.m. 27.30	41-Up cu.m. 28.70	Total Consumption	
COMMERCIAL- 175%	11		4.00	2,310.00					44.00	
	4		13.50	840.00	588.00				54.00	
	2		23.66	420.00	490.00	207.20			47.32	
	2		33.33	420.00	490.00	518.00	327.60		66.66	
	4		62.60	840.00	980.00	1,036.00	1,092.00	2,594.48	250.40	
TOTAL	23			4,830.00	2,548.00	1,761.20	1,419.60	2,594.48	462.38	13,153.28

	No. of connection	Size 1/2"	Average Consumption	1st 10 cu.m. 180.00	11-20 cu.m. 21.00	21-30 cu.m. 22.20	31-40 cu.m. 23.40	41-Up cu.m. 24.60	Total Consumption	
COMMERCIAL- 150%	11		4.00	1,980.00					44.00	
	5		14.83	900.00	420.00				74.15	
	4		23.75	720.00	840.00	444.00			95.00	
	3		34.50	540.00	630.00	666.00	421.20		103.50	
	3		60.00	540.00	630.00	666.00	702.00	1,476.00	180.00	
TOTAL	26			4,680.00	2,520.00	1,776.00	1,123.20	1,476.00	496.65	11,575.20

	No. of connection	Size 1/2"	Average Consumption	1st 10 cu.m. 150.00	11-20 cu.m. 17.50	21-30 cu.m. 18.50	31-40 cu.m. 19.50	41-Up cu.m. 20.50	Total Consumption	
COMMERCIAL- 125%	1		2.00	150.00					2.00	
	1		14.00	150.00	70.00				14.00	
	1		24.00	150.00	175.00	92.50			24.00	
	0		0.00	-	-	-	-		-	
	0		0.00	-	-	-	-	-	-	
TOTAL	3			450.00	245.00	92.50	-	-	40.00	787.50

TOTAL NUMBER CONNECTION	7158	TOTAL WATER SALES	161,979.21 2,374,305.48

Prepared by:

Ritchie T. Lu

Approved By:

ENGR. RODOLFO A. JIMENEZ, JR.

Republic of the Philippines
LIBMANAN WATER DISTRICT

ESTIMATED WATER SALES for the CY 2020

COMMODITY CHARGES

	ADD'L. CONN. NEW	No. of connection	Size 1/2"	Average Consumption	1st 10 cu.m. 120.00	11-20 cu.m. 14.00	21-30 cu.m. 14.80	31-40 cu.m. 15.60	41-Up cu.m. 16.40	Total Consumption	FEBRUARY TOTAL
RESIDENTIAL/GOVT	55	1819		6.47	218,280.00					11,768.93	
		2501		16.19	300,120.00	175,070.00				40,491.19	
		1423		25.87	170,760.00	199,220.00	105,302.00			36,813.01	
		596		35.55	71,520.00	83,440.00	88,208.00	46,488.00		21,187.80	
		557		72.76	66,840.00	77,980.00	82,436.00	86,892.00	299,256.05	40,527.32	
TOTAL		6896			827,520.00	535,710.00	275,946.00	133,380.00	299,256.05	150,788.25	2,071,812.05

COMMERCIAL CHARGES	No. of connection	Size 1/2"	Average Consumption	1st 10 cu.m. 240.00	11-20 cu.m. 28.00	21-30 cu.m. 29.60	31-40 cu.m. 31.20	41-Up cu.m. 32.80	Total Consumption	
FULL COMMERCIAL - 200%	108		5.02	25,920.00					542.16	
	49		15.70	11,760.00	6,860.00				769.30	
	34		25.44	8,160.00	9,520.00	5,032.00			864.96	
	10		35.27	2,400.00	2,800.00	2,960.00	1,560.00		352.70	
	64		118.00	15,360.00	17,920.00	18,944.00	19,968.00	163,737.60	7,552.00	
TOTAL	265			63,600.00	37,100.00	26,936.00	21,528.00	163,737.60	10,081.12	312,901.60

COMMERCIAL- 175%	No. of connection	Size 1/2"	Average Consumption	1st 10 cu.m. 210.00	11-20 cu.m. 24.50	21-30 cu.m. 25.90	31-40 cu.m. 27.30	41-Up cu.m. 28.70	Total Consumption	
	11		5.50	2,310.00					60.50	
	4		15.50	840.00	588.00				62.00	
	2		25.33	420.00	490.00	207.20			50.66	
	2		33.50	420.00	490.00	518.00	327.60		67.00	
	4		65.00	840.00	980.00	1,036.00	1,092.00	2,870.00	260.00	
TOTAL	23			4,830.00	2,548.00	1,761.20	1,419.60	2,870.00	500.16	13,428.80

COMMERCIAL- 150%	No. of connection	Size 1/2"	Average Consumption	1st 10 cu.m. 180.00	11-20 cu.m. 21.00	21-30 cu.m. 22.20	31-40 cu.m. 23.40	41-Up cu.m. 24.60	Total Consumption	
	11		4.30	1,980.00					47.30	
	5		15.00	900.00	420.00				75.00	
	4		26.00	720.00	840.00	444.00			104.00	
	3		35.50	540.00	630.00	666.00	421.20		106.50	
	3		65.00	540.00	630.00	666.00	702.00	1,845.00	195.00	
TOTAL	26			4,680.00	2,520.00	1,776.00	1,123.20	1,845.00	527.80	11,944.20

COMMERCIAL- 125%	No. of connection	Size 1/2"	Average Consumption	1st 10 cu.m. 150.00	11-20 cu.m. 17.50	21-30 cu.m. 18.50	31-40 cu.m. 19.50	41-Up cu.m. 20.50	Total Consumption	
	1		2.00	150.00					2.00	
	0		0.00	-	-				-	
	0		0.00	-	-	-			-	
	2		33.50	300.00	350.00	370.00	234.00		67.00	
	0		0.00	-	-	-	-	-	-	
TOTAL	3			450.00	350.00	370.00	234.00	-	69.00	1,404.00

TOTAL NUMBER CONNECTION	7213	TOTAL WATER SALES	161,966.33	2,411,490.65

Prepared by:

Ritchie T. Liz
Cashier A

Approved By:

ENGR. RODOLFO A. JIMENEZ, JR.
General Manager

Republic of the Philippines
LIBMANAN WATER DISTRICT

ESTIMATED WATER SALES for the CY 2020

	ADD'L. CONN. NEW	No. of connection	Size 1/2"	Average Consumption	1st 10 cu.m. 120.00	11-20 cu.m. 14.00	21-30 cu.m. 14.80	31-40 cu.m. 15.60	41-Up cu.m. 16.40	Total Consumption	MARCH TOTAL
					COMMODITY CHARGES						
RESIDENTIAL/GOVT	55	1874		6.56	224,880.00					12,293.44	
		2501		16.03	300,120.00	175,070.00				40,091.03	
		1423		25.72	170,760.00	199,220.00	105,302.00			36,599.56	
		596		35.71	71,520.00	83,440.00	88,208.00	46,488.00		21,283.16	
		557		73.54	66,840.00	77,980.00	82,436.00	86,892.00	306,381.19	40,961.78	
TOTAL		6951			834,120.00	535,710.00	275,946.00	133,380.00	306,381.19	151,228.97	2,085,537.19
COMMERCIAL CHARGES		No. of connection	Size 1/2"	Average Consumption	1st 10 cu.m. 240.00	11-20 cu.m. 28.00	21-30 cu.m. 29.60	31-40 cu.m. 31.20	41-Up cu.m. 32.80	Total Consumption	
FULL COMMERCIAL - 200%		108		4.75	25,920.00					513.00	
		49		15.08	11,760.00	6,860.00				738.92	
		34		27.00	8,160.00	9,520.00	5,032.00			918.00	
		10		36.60	2,400.00	2,800.00	2,960.00	1,560.00		366.00	
		64		113.00	15,360.00	17,920.00	18,944.00	19,968.00	153,241.60	7,232.00	
TOTAL		265			63,600.00	37,100.00	26,936.00	21,528.00	153,241.60	9,767.92	302,405.60
COMMERCIAL- 175%		No. of connection	Size 1/2"	Average Consumption	1st 10 cu.m. 210.00	11-20 cu.m. 24.50	21-30 cu.m. 25.90	31-40 cu.m. 27.30	41-Up cu.m. 28.70	Total Consumption	
		11		6.50	2,310.00					71.50	
		4		16.50	840.00	588.00				66.00	
		2		26.00	420.00	490.00	207.20			52.00	
		2		33.00	420.00	490.00	518.00	327.60		66.00	
		4		62.00	840.00	980.00	1,036.00	1,092.00	2,525.60	248.00	
TOTAL		23			4,830.00	2,548.00	1,761.20	1,419.60	2,525.60	503.50	13,084.40
COMMERCIAL- 150%		No. of connection	Size 1/2"	Average Consumption	1st 10 cu.m. 180.00	11-20 cu.m. 21.00	21-30 cu.m. 22.20	31-40 cu.m. 23.40	41-Up cu.m. 24.60	Total Consumption	
		11		4.72	1,980.00					51.92	
		5		14.75	900.00	420.00				73.75	
		4		25.40	720.00	840.00	444.00			101.60	
		3		34.50	540.00	630.00	666.00	421.20		103.50	
		3		57.00	540.00	630.00	666.00	702.00	1,254.60	171.00	
TOTAL		26			4,680.00	2,520.00	1,776.00	1,123.20	1,254.60	501.77	11,353.80
COMMERCIAL- 125%		No. of connection	Size 1/2"	Average Consumption	1st 10 cu.m. 150.00	11-20 cu.m. 17.50	21-30 cu.m. 18.50	31-40 cu.m. 19.50	41-Up cu.m. 20.50	Total Consumption	
		1		5.00	150.00					5.00	
		0		0.00	-	-				-	
		1		26.00	150.00	175.00	92.50			26.00	
		1		34.00	150.00	175.00	185.00	117.00		34.00	
		0		0.00	-	-	-	-	-	-	
TOTAL		3			450.00	350.00	277.50	117.00	-	65.00	1,194.50
TOTAL NUMBER CONNECTION		7268					TOTAL WATER SALES			162,067.16	2,413,575.49

Prepared by:

Ritchie T. Liz
Cashier A

Approved By:

ENGR. RODOLFO A. JIMENEZ, JR.
General Manager

Republic of the Philippines
LIBMANAN WATER DISTRICT

ESTIMATED WATER SALES for the CY 2020

COMMODITY CHARGES

	ADD'L. CONN. NEW	No. of connection	Size 1/2"	Average Consumption	1st 10 cu.m. 120.00	11-20 cu.m. 14.00	21-30 cu.m. 14.80	31-40 cu.m. 15.60	41-Up cu.m. 16.40	Total Consumption	APRIL TOTAL
RESIDENTIAL/GOVT	55	1929		6.38	231,480.00					12,307.02	
		2501		15.40	300,120.00	175,070.00				38,515.40	
		1423		25.09	170,760.00	199,220.00	105,302.00			35,703.07	
		596		35.75	71,520.00	83,440.00	88,208.00	46,488.00		21,307.00	
		557		70.52	66,840.00	77,980.00	82,436.00	86,892.00	278,794.10	39,279.64	
TOTAL		7006			840,720.00	535,710.00	275,946.00	133,380.00	278,794.10	147,112.13	2,064,550.10

COMMERCIAL CHARGES	No. of connection	Size 1/2"	Average Consumption	1st 10 cu.m. 240.00	11-20 cu.m. 28.00	21-30 cu.m. 29.60	31-40 cu.m. 31.20	41-Up cu.m. 32.80	Total Consumption	
FULL COMMERCIAL - 200%	108		4.73	25,920.00					510.84	
	49		15.43	11,760.00	6,860.00				756.07	
	34		26.00	8,160.00	9,520.00	5,032.00			884.00	
	10		35.93	2,400.00	2,800.00	2,960.00	1,560.00		359.30	
	64		121.00	15,360.00	17,920.00	18,944.00	19,968.00	170,035.20	7,744.00	
TOTAL	265			63,600.00	37,100.00	26,936.00	21,528.00	170,035.20	10,254.21	319,199.20

COMMERCIAL- 175%	No. of connection	Size 1/2"	Average Consumption	1st 10 cu.m. 210.00	11-20 cu.m. 24.50	21-30 cu.m. 25.90	31-40 cu.m. 27.30	41-Up cu.m. 28.70	Total Consumption	
	11		6.36	2,310.00					69.96	
	4		16.50	840.00	588.00				66.00	
	2		25.00	420.00	490.00	207.20			50.00	
	2		35.00	420.00	490.00	518.00	327.60		70.00	
	4		75.00	840.00	980.00	1,036.00	1,092.00	4,018.00	300.00	
TOTAL	23			4,830.00	2,548.00	1,761.20	1,419.60	4,018.00	555.96	14,576.80

COMMERCIAL- 150%	No. of connection	Size 1/2"	Average Consumption	1st 10 cu.m. 180.00	11-20 cu.m. 21.00	21-30 cu.m. 22.20	31-40 cu.m. 23.40	41-Up cu.m. 24.60	Total Consumption	
	11		5.00	1,980.00					55.00	
	5		15.16	900.00	420.00				75.80	
	4		26.00	720.00	840.00	444.00			104.00	
	3		35.60	540.00	630.00	666.00	421.20		106.80	
	3		60.50	540.00	630.00	666.00	702.00	1,512.90	181.50	
TOTAL	26			4,680.00	2,520.00	1,776.00	1,123.20	1,512.90	523.10	11,612.10

COMMERCIAL- 125%	No. of connection	Size 1/2"	Average Consumption	1st 10 cu.m. 150.00	11-20 cu.m. 17.50	21-30 cu.m. 18.50	31-40 cu.m. 19.50	41-Up cu.m. 20.50	Total Consumption	
	1		2.00	150.00					2.00	
	0		0.00	-	-				-	
	1		25.00	150.00	175.00	92.50			25.00	
	1		36.00	150.00	175.00	185.00	117.00		36.00	
	0		0.00	-	-	-	-	-	-	
TOTAL	3			450.00	350.00	277.50	117.00	-	63.00	1,194.50

TOTAL NUMBER CONNECTION	7323	TOTAL WATER SALES	158,508.40 2,411,132.70

Prepared by:

Ritchie T. Liz
Cashier A

Approved By:

ENGR. RODOLFO A. JIMENEZ, JR.
General Manager

Republic of the Philippines
LIBMANAN WATER DISTRICT

ESTIMATED WATER SALES for the CY 2020

	ADD'L. CONN. NEW	No. of connection	Size 1/2"	Average Consumption	1st 10 cu.m. 160.00	11-20 cu.m. 18.67	21-30 cu.m. 19.73	31-40 cu.m. 20.80	41-Up cu.m. 21.87	Total Consumption	MAY TOTAL
					COMMODITY CHARGES						
RESIDENTIAL/GOVT	55	1984		6.28	317,440.00					12,459.52	
		2501		16.48	400,160.00	233,468.35				41,216.48	
		1423		26.02	227,680.00	265,674.10	140,378.95			37,026.46	
		596		35.90	95,360.00	111,273.20	117,590.80	61,984.00		21,396.40	
		557		68.67	89,120.00	103,991.90	109,896.10	115,856.00	349,246.19	38,249.19	
TOTAL		7061			1,129,760.00	714,407.55	367,865.85	177,840.00	349,246.19	150,348.05	2,739,119.59
COMMERCIAL CHARGES		**No. of connection**	**Size 1/2"**	**Average Consumption**	**1st 10 cu.m. 320.00**	**11-20 cu.m. 37.34**	**21-30 cu.m. 39.46**	**31-40 cu.m. 41.60**	**41-Up cu.m. 43.74**	**Total Consumption**	
FULL COMMERCIAL - 200%		108		4.77	34,560.00					515.16	
		49		14.76	15,680.00	9,148.30				723.24	
		34		26.44	10,880.00	12,695.60	6,708.20			898.96	
		10		34.62	3,200.00	3,734.00	3,946.00	2,080.00		346.20	
		64		119.00	20,480.00	23,897.60	25,254.40	26,624.00	221,149.44	7,616.00	
TOTAL		265			84,800.00	49,475.50	35,908.60	28,704.00	221,149.44	10,099.56	420,037.54
		No. of connection	**Size 1/2"**	**Average Consumption**	**1st 10 cu.m. 280.00**	**11-20 cu.m. 32.67**	**21-30 cu.m. 34.53**	**31-40 cu.m. 36.40**	**41-Up cu.m. 38.27**	**Total Consumption**	
COMMERCIAL- 175%		11		4.88	3,080.00					53.68	
		4		14.75	1,120.00	784.14				59.00	
		2		29.50	560.00	653.45	276.22			59.00	
		2		32.50	560.00	653.45	690.55	436.80		65.00	
		4		70.20	1,120.00	1,306.90	1,381.10	1,456.00	4,623.32	280.80	
TOTAL		23			6,440.00	3,397.94	2,347.87	1,892.80	4,623.32	517.48	18,701.93
		No. of connection	**Size 1/2"**	**Average Consumption**	**1st 10 cu.m. 240.00**	**11-20 cu.m. 28.01**	**21-30 cu.m. 29.60**	**31-40 cu.m. 31.20**	**41-Up cu.m. 32.81**	**Total Consumption**	
COMMERCIAL- 150%		11		5.10	2,640.00					56.10	
		5		15.80	1,200.00	560.10				79.00	
		4		25.33	960.00	1,120.20	591.90			101.32	
		3		35.00	720.00	840.15	887.85	561.60		105.00	
		3		51.66	720.00	840.15	887.85	936.00	1,147.52	154.98	
TOTAL		26			6,240.00	3,360.60	2,367.60	1,497.60	1,147.52	496.40	14,613.32
		No. of connection	**Size 1/2"**	**Average Consumption**	**1st 10 cu.m. 200.00**	**11-20 cu.m. 23.34**	**21-30 cu.m. 24.66**	**31-40 cu.m. 26.00**	**41-Up cu.m. 27.34**	**Total Consumption**	
COMMERCIAL- 125%		1		3.00	200.00					3.00	
		0		0.00	-	-				-	
		0		0.00	-	-	-			-	
		1		33.00	200.00	233.38	246.63	156.00		33.00	
		1		51.00	200.00	233.38	246.63	260.00	300.71	51.00	
TOTAL		3			600.00	466.75	493.25	416.00	300.71	87.00	2,276.71
TOTAL NUMBER CONNECTION		7378							**TOTAL WATER SALES**	161,548.49	3,194,749.08

Prepared by:

Ritchie T. Liz
Cashier A

Approved By:

ENGR. RODOLFO A. JIMENEZ, JR.
General Manager

Republic of the Philippines
LIBMANAN WATER DISTRICT

ESTIMATED WATER SALES for the CY 2020

COMMODITY CHARGES

	ADD'L. CONN. NEW	No. of connection	Size 1/2"	Average Consumption	1st 10 cu.m. 160.00	11-20 cu.m. 18.67	21-30 cu.m. 19.73	31-40 cu.m. 20.80	41-Up cu.m. 21.87	Total Consumption	JUNE TOTAL
RESIDENTIAL/GOVT	55	2039		6.17	326,240.00					12,580.63	
		2501		16.45	400,160.00	233,468.35				41,141.45	
		1423		26.00	227,680.00	265,674.10	140,378.95			36,998.00	
		596		35.85	95,360.00	111,273.20	117,590.80	61,984.00		21,366.60	
		557		69.16	89,120.00	103,991.90	109,896.10	115,856.00	355,215.16	38,522.12	
TOTAL		7116			1,138,560.00	714,407.55	367,865.85	177,840.00	355,215.16	150,608.80	2,753,888.56

COMMERCIAL CHARGES	No. of connection	Size 1/2"	Average Consumption	1st 10 cu.m. 320.00	11-20 cu.m. 37.34	21-30 cu.m. 39.46	31-40 cu.m. 41.60	41-Up cu.m. 43.74	Total Consumption	
FULL COMMERCIAL - 200%	108		4.75	34,560.00					513.00	
	49		14.73	15,680.00	9,148.30				721.77	
	34		26.03	10,880.00	12,695.60	6,708.20			885.02	
	10		36.14	3,200.00	3,734.00	3,946.00	2,080.00		361.40	
	64		121.00	20,480.00	23,897.60	25,254.40	26,624.00	226,748.16	7,744.00	
TOTAL	265			84,800.00	49,475.50	35,908.60	28,704.00	226,748.16	10,225.19	425,636.26

COMMERCIAL- 175%	No. of connection	Size 1/2"	Average Consumption	1st 10 cu.m. 280.00	11-20 cu.m. 32.67	21-30 cu.m. 34.53	31-40 cu.m. 36.40	41-Up cu.m. 38.27	Total Consumption	
	11		4.89	3,080.00					53.79	
	4		13.33	1,120.00	764.14				53.32	
	2		26.00	560.00	653.45	276.22			52.00	
	2		35.50	560.00	653.45	690.55	436.80		71.00	
	4		65.40	1,120.00	1,306.90	1,381.10	1,456.00	3,888.49	261.60	
TOTAL	23			6,440.00	3,397.94	2,347.87	1,892.80	3,888.49	491.71	17,967.10

COMMERCIAL- 150%	No. of connection	Size 1/2"	Average Consumption	1st 10 cu.m. 240.00	11-20 cu.m. 28.01	21-30 cu.m. 29.60	31-40 cu.m. 31.20	41-Up cu.m. 32.81	Total Consumption	
	11		4.11	2,640.00					45.21	
	5		15.80	1,200.00	560.10				79.00	
	4		26.00	960.00	1,120.20	591.90			104.00	
	3		33.33	720.00	840.15	887.85	561.60		99.99	
	3		60.33	720.00	840.15	887.85	936.00	2,000.78	180.99	
TOTAL	26			6,240.00	3,360.60	2,367.60	1,497.60	2,000.78	509.19	15,466.58

COMMERCIAL- 125%	No. of connection	Size 1/2"	Average Consumption	1st 10 cu.m. 200.00	11-20 cu.m. 23.34	21-30 cu.m. 24.66	31-40 cu.m. 26.00	41-Up cu.m. 27.34	Total Consumption	
	1		6.50	200.00					6.50	
	0		0.00	-	-				-	
	0		0.00	-	-	-			-	
	1		35.00	200.00	233.38	246.63	156.00		35.00	
	1		100.00	200.00	233.38	246.63	260.00	1,640.25	100.00	
TOTAL	3			600.00	466.75	493.25	416.00	1,640.25	141.50	3,616.25

TOTAL NUMBER CONNECTION	7433	TOTAL WATER SALES	161,976.39	3,216,574.75

Prepared by:

Ritchie T. Liz
Cashier A

Approved By:

ENGR. RODOLFO A. JIMENEZ JR.
General Manager

Republic of the Philippines
LIBMANAN WATER DISTRICT

ESTIMATED WATER SALES for the CY 2020

COMMODITY CHARGES

	ADD'L. CONN. NEW	No. of connection	Size 1/2"	Average Consumption	1st 10 cu.m. 160.00	11-20 cu.m. 18.67	21-30 cu.m. 19.73	31-40 cu.m. 20.80	41-Up cu.m. 21.87	Total Consumption	JULY TOTAL
RESIDENTIAL/GOVT	55	2094		6.33	335,040.00					13,255.02	
		2501		16.08	400,160.00	233,468.35				40,216.08	
		1423		25.92	227,680.00	265,674.10	140,378.95			36,884.16	
		596		35.74	95,360.00	111,273.20	117,590.80	61,984.00		21,301.04	
		557		70.65	89,120.00	103,991.90	109,896.10	115,856.00	373,365.73	39,352.05	
TOTAL		7171			1,147,360.00	714,407.55	367,865.85	177,840.00	373,365.73	151,008.35	2,780,839.13

COMMERCIAL CHARGES	No. of connection	Size 1/2"	Average Consumption	1st 10 cu.m. 320.00	11-20 cu.m. 37.34	21-30 cu.m. 39.46	31-40 cu.m. 41.60	41-Up cu.m. 43.74	Total Consumption	
FULL COMMERCIAL - 200%	108		4.65	34,560.00					502.20	
	49		15.19	15,680.00	9,148.30				744.31	
	34		26.74	10,880.00	12,695.60	6,708.20			909.16	
	10		36.17	3,200.00	3,734.00	3,946.00	2,080.00		361.70	
	64		119.49	20,480.00	23,897.60	25,254.40	26,624.00	222,521.13	7,647.36	
TOTAL	265			84,800.00	49,475.50	35,908.60	28,704.00	222,521.13	10,164.73	421,409.23

COMMERCIAL- 175%	No. of connection	Size 1/2"	Average Consumption	1st 10 cu.m. 280.00	11-20 cu.m. 32.67	21-30 cu.m. 34.53	31-40 cu.m. 36.40	41-Up cu.m. 38.27	Total Consumption	
	11		3.40	3,080.00					37.40	
	4		15.25	1,120.00	784.14				61.00	
	2		25.00	560.00	653.45	276.22			50.00	
	2		33.00	560.00	653.45	690.55	436.80		66.00	
	4		59.75	1,120.00	1,306.90	1,381.10	1,456.00	3,023.53	239.00	
TOTAL	23			6,440.00	3,397.94	2,347.87	1,892.80	3,023.53	453.40	17,102.14

COMMERCIAL- 150%	No. of connection	Size 1/2"	Average Consumption	1st 10 cu.m. 240.00	11-20 cu.m. 28.01	21-30 cu.m. 29.60	31-40 cu.m. 31.20	41-Up cu.m. 32.81	Total Consumption	
	11		3.60	2,640.00					39.60	
	5		13.83	1,200.00	560.10				69.15	
	4		27.16	960.00	1,120.20	591.90			108.64	
	3		31.00	720.00	840.15	887.85	561.60		93.00	
	3		56.00	720.00	840.15	887.85	936.00	1,574.64	168.00	
TOTAL	26			6,240.00	3,360.60	2,367.60	1,497.60	1,574.64	478.39	15,040.44

COMMERCIAL- 125%	No. of connection	Size 1/2"	Average Consumption	1st 10 cu.m. 200.00	11-20 cu.m. 23.34	21-30 cu.m. 24.68	31-40 cu.m. 26.00	41-Up cu.m. 27.34	Total Consumption	
	1		1.00	200.00					1.00	
	1		15.00	200.00	93.35				15.00	
	0		0.00	-	-	-			-	
	1		35.00	200.00	233.38	246.63	156.00		35.00	
	0		0.00	-	-	-	-	-	-	
TOTAL	3			600.00	326.73	246.63	156.00	-	51.00	1,329.35

TOTAL NUMBER CONNECTION	7488	TOTAL WATER SALES	162,155.87 3,235,720.29

Prepared by:

Ritchie T. Liz
Cashier A

Approved By:

ENGR. RODOLFO A. JIMENEZ, JR.
General Manager

Republic of the Philippines
LIBMANAN WATER DISTRICT

ESTIMATED WATER SALES for the CY 2020

COMMODITY CHARGES

	ADD'L. CONN. NEW	No. of connection	Size 1/2"	Average Consumption	1st 10 cu.m. 160.00	11-20 cu.m. 18.67	21-30 cu.m. 19.73	31-40 cu.m. 20.80	41-Up cu.m. 21.87	Total Consumption	AUGUST TOTAL
RESIDENTIAL/GOVT	55	2149		6.05	343,840.00					13,001.45	
		2501		16.28	400,160.00	233,468.35				40,716.28	
		1423		26.00	227,680.00	265,674.10	140,378.95			36,998.00	
		596		35.75	95,360.00	111,273.20	117,590.80	61,984.00		21,307.00	
		557		70.22	89,120.00	103,991.90	109,896.10	115,856.00	368,127.65	39,112.54	
TOTAL		7226			1,156,160.00	714,407.55	367,865.85	177,840.00	368,127.65	151,135.27	2,784,401.05

COMMERCIAL CHARGES	No. of connection	Size 1/2"	Average Consumption	1st 10 cu.m. 320.00	11-20 cu.m. 37.34	21-30 cu.m. 39.46	31-40 cu.m. 41.60	41-Up cu.m. 43.74	Total Consumption	
FULL COMMERCIAL - 200%	108		4.82	34,560.00					520.56	
	49		14.31	15,680.00	9,148.30				701.19	
	34		26.64	10,880.00	12,695.60	6,708.20			905.76	
	10		35.24	3,200.00	3,734.00	3,946.00	2,080.00		352.40	
	64		114.61	20,480.00	23,897.60	25,254.40	26,624.00	208,860.25	7,335.04	
TOTAL	265			84,800.00	49,475.50	35,908.60	28,704.00	208,860.25	9,814.95	407,748.35

	No. of connection	Size 1/2"	Average Consumption	1st 10 cu.m. 280.00	11-20 cu.m. 32.67	21-30 cu.m. 34.53	31-40 cu.m. 36.40	41-Up cu.m. 38.27	Total Consumption	
COMMERCIAL- 175%	11		3.50	3,080.00					38.50	
	4		13.25	1,120.00	784.14				53.00	
	2		25.75	560.00	653.45	276.22			51.50	
	2		31.00	560.00	653.45	690.55	436.80		62.00	
	4		69.00	1,120.00	1,306.90	1,381.10	1,456.00	4,439.61	276.00	
TOTAL	23			6,440.00	3,397.94	2,347.87	1,892.80	4,439.61	481.00	18,518.22

	No. of connection	Size 1/2"	Average Consumption	1st 10 cu.m. 240.00	11-20 cu.m. 28.01	21-30 cu.m. 29.60	31-40 cu.m. 31.20	41-Up cu.m. 32.81	Total Consumption	
COMMERCIAL- 150%	11		5.30	2,640.00					58.30	
	5		15.20	1,200.00	560.10				76.00	
	4		24.00	960.00	1,120.20	591.90			96.00	
	3		38.00	720.00	840.15	887.85	561.60		114.00	
	3		53.20	720.00	840.15	887.85	936.00	1,299.08	159.60	
TOTAL	26			6,240.00	3,360.60	2,367.60	1,497.60	1,299.08	503.90	14,764.88

	No. of connection	Size 1/2"	Average Consumption	1st 10 cu.m. 200.00	11-20 cu.m. 23.34	21-30 cu.m. 24.66	31-40 cu.m. 26.00	41-Up cu.m. 27.34	Total Consumption	
COMMERCIAL- 125%	1		2.00	200.00					2.00	
	1		18.00	200.00	93.35				18.00	
	0		0.00	-	-	-			-	
	1		39.00	200.00	233.38	246.63	156.00		39.00	
	0		0.00	-	-	-	-	-	-	
TOTAL	3			600.00	326.73	246.63	156.00	-	59.00	1,329.35

TOTAL NUMBER CONNECTION	7543	TOTAL WATER SALES	161,994.12	3,226,761.85

Prepared by:

Ritchie T. Diz
Cashier A

Approved By:

ENGR. RODOLFO A. JIMENEZ, JR.
General Manager

Republic of the Philippines
LIBMANAN WATER DISTRICT

ESTIMATED WATER SALES for the CY 2020

COMMODITY CHARGES

	ADD'L. CONN. NEW	No. of connection	Size 1/2"	Average Consumption	1st 10 cu.m. 160.00	11-20 cu.m. 18.67	21-30 cu.m. 19.73	31-40 cu.m. 20.80	41-Up cu.m. 21.87	Total Consumption	SEPTEMBER TOTAL
RESIDENTIAL/GOVT	55	2204		6.43	352,640.00					14,171.72	
		2501		15.28	400,160.00	233,468.35				38,215.28	
		1423		25.87	227,680.00	265,674.10	140,378.95			36,813.01	
		596		35.82	95,360.00	111,273.20	117,590.80	61,984.00		21,348.72	
		557		69.94	89,120.00	103,991.90	109,896.10	115,856.00	364,716.80	38,956.58	
TOTAL		7281			1,164,960.00	714,407.55	367,865.85	177,840.00	364,716.80	149,505.31	2,789,790.20

COMMERCIAL CHARGES	No. of connection	Size 1/2"	Average Consumption	1st 10 cu.m. 320.00	11-20 cu.m. 37.34	21-30 cu.m. 39.46	31-40 cu.m. 41.60	41-Up cu.m. 43.74	Total Consumption	
FULL COMMERCIAL - 200%	108		5.42	34,560.00					585.36	
	49		14.91	15,680.00	9,148.30				730.59	
	34		26.58	10,880.00	12,695.60	6,708.20			903.72	
	10		36.29	3,200.00	3,734.00	3,946.00	2,080.00		362.90	
	64		117.17	20,480.00	23,897.60	25,254.40	26,624.00	216,026.61	7,498.88	
TOTAL	265			84,800.00	49,475.50	35,908.60	28,704.00	216,026.61	10,081.45	414,914.71

COMMERCIAL- 175%	No. of connection	Size 1/2"	Average Consumption	1st 10 cu.m. 280.00	11-20 cu.m. 32.67	21-30 cu.m. 34.53	31-40 cu.m. 36.40	41-Up cu.m. 38.27	Total Consumption	
	11		3.64	3,080.00					40.04	
	4		15.00	1,120.00	784.14				60.00	
	2		23.00	560.00	653.45	276.22			46.00	
	2		37.00	560.00	653.45	690.55	436.80		74.00	
	4		70.25	1,120.00	1,306.90	1,381.10	1,456.00	4,630.97	281.00	
TOTAL	23			6,440.00	3,397.94	2,347.87	1,892.80	4,630.97	501.04	18,709.58

COMMERCIAL- 150%	No. of connection	Size 1/2"	Average Consumption	1st 10 cu.m. 240.00	11-20 cu.m. 28.01	21-30 cu.m. 29.60	31-40 cu.m. 31.20	41-Up cu.m. 32.81	Total Consumption	
	11		5.27	2,640.00					57.97	
	5		14.50	1,200.00	560.10				72.50	
	4		24.50	960.00	1,120.20	591.90			98.00	
	3		35.33	720.00	840.15	887.85	561.60		106.00	
	3		57.00	720.00	840.15	887.85	936.00	1,673.06	171.00	
TOTAL	26			6,240.00	3,360.60	2,367.60	1,497.60	1,673.06	505.47	15,138.86

COMMERCIAL- 125%	No. of connection	Size 1/2"	Average Consumption	1st 10 cu.m. 200.00	11-20 cu.m. 23.34	21-30 cu.m. 24.66	31-40 cu.m. 26.00	41-Up cu.m. 27.34	Total Consumption	
	1		3.00	200.00					3.00	
	1		11.00	200.00	93.35				11.00	
	1		24.00	200.00	233.38	123.31			24.00	
	0		0.00	-	-	-	-		-	
	0		0.00	-	-	-	-	-	-	
TOTAL	3			600.00	326.73	123.31	-	-	38.00	1,050.04

TOTAL NUMBER CONNECTION	7598	TOTAL WATER SALES	160,631.27	3,239,603.39

Prepared by:

Richie T. Liz
Cashier A

Approved By:

ENGR. RODOLFO A. JIMENEZ, JR.
General Manager

Republic of the Philippines
LIBMANAN WATER DISTRICT

ESTIMATED WATER SALES for the CY 2020

COMMODITY CHARGES

	ADD'L. CONN. NEW	No. of connection	Size 1/2"	Average Consumption	1st 10 cu.m. 160.00	11-20 cu.m. 18.67	21-30 cu.m. 19.73	31-40 cu.m. 20.80	41-Up cu.m. 21.87	Total Consumption	OCTOBER TOTAL
RESIDENTIAL/GOVT	148	2352		6.38	376,320.00					15,005.76	
		2501		15.17	400,160.00	233,468.35				37,940.17	
		1423		25.76	227,680.00	265,674.10	140,378.95			36,656.48	
		596		35.73	95,360.00	111,273.20	117,590.80	61,984.00		21,295.08	
		557		70.24	89,120.00	103,991.90	109,896.10	115,856.00	368,371.28	39,123.68	
TOTAL		7429			1,188,640.00	714,407.55	367,865.85	177,840.00	368,371.28	150,021.17	2,817,124.68

COMMERCIAL CHARGES	No. of connection	Size 1/2"	Average Consumption	1st 10 cu.m. 320.00	11-20 cu.m. 37.34	21-30 cu.m. 39.46	31-40 cu.m. 41.60	41-Up cu.m. 43.74	Total Consumption	
FULL COMMERCIAL - 200%	108		5.21	34,560.00					562.68	
	49		15.16	15,680.00	9,148.30				742.84	
	34		25.53	10,880.00	12,695.60	6,708.20			868.02	
	10		37.80	3,200.00	3,734.00	3,946.00	2,080.00		378.00	
	64		120.00	20,480.00	23,897.60	25,254.40	26,624.00	223,948.80	7,680.00	
TOTAL	265			84,800.00	49,475.50	35,908.60	28,704.00	223,948.80	10,231.54	422,836.90

COMMERCIAL- 175%	No. of connection	Size 1/2"	Average Consumption	1st 10 cu.m. 280.00	11-20 cu.m. 32.67	21-30 cu.m. 34.53	31-40 cu.m. 36.40	41-Up cu.m. 38.27	Total Consumption	
	11		3.63	3,080.00					39.93	
	4		13.75	1,120.00	784.14				55.00	
	2		25.50	560.00	653.45	276.22			51.00	
	2		37.00	560.00	653.45	690.55	436.80		74.00	
	4		61.25	1,120.00	1,306.90	1,381.10	1,456.00	3,253.16	245.00	
TOTAL	23			6,440.00	3,397.94	2,347.87	1,892.80	3,253.16	464.93	17,331.77

COMMERCIAL- 150%	No. of connection	Size 1/2"	Average Consumption	1st 10 cu.m. 240.00	11-20 cu.m. 28.01	21-30 cu.m. 29.60	31-40 cu.m. 31.20	41-Up cu.m. 32.81	Total Consumption	
	11		5.00	2,640.00					55.00	
	5		13.40	1,200.00	560.10				67.00	
	4		24.25	960.00	1,120.20	591.90			97.00	
	3		36.00	720.00	840.15	887.85	561.60		108.00	
	3		59.33	720.00	840.15	887.85	936.00	1,902.36	177.99	
TOTAL	26			6,240.00	3,360.60	2,367.60	1,497.60	1,902.36	504.99	15,368.16

COMMERCIAL- 125%	No. of connection	Size 1/2"	Average Consumption	1st 10 cu.m. 200.00	11-20 cu.m. 23.34	21-30 cu.m. 24.66	31-40 cu.m. 26.00	41-Up cu.m. 27.34	Total Consumption	
	1		3.00	200.00					3.00	
	1		15.00	200.00	93.35				15.00	
	1		23.00	200.00	233.38	123.31			23.00	
	0		0.00	-	-	-	-		-	
	0		0.00	-	-	-	-	-	-	
TOTAL	3			600.00	326.73	123.31	-	-	41.00	1,050.04

TOTAL NUMBER CONNECTION	7746	TOTAL WATER SALES	161,263.63	3,273,711.55

Prepared by:

Ritchie T. Liz
Cashier A

Approved By:

ENGR. RODOLFO A. JIMENEZ, JR.
General Manager

Republic of the Philippines
LIBMANAN WATER DISTRICT

ESTIMATED WATER SALES for the CY 2020

	ADD'L. CONN. NEW	No. of connection	Size 1/2"	Average Consumption	1st 10 cu.m. 160.00	11-20 cu.m. 18.67	21-30 cu.m. 19.73	31-40 cu.m. 20.80	41-Up cu.m. 21.87	Total Consumption	NOVEMBER TOTAL
					COMMODITY CHARGES						
RESIDENTIAL/GOVT	147	2499		6.48	399,840.00					16,193.52	
		2501		15.22	400,160.00	233,468.35				38,065.22	
		1423		26.00	227,680.00	265,674.10	140,378.95			36,998.00	
		596		35.00	95,360.00	111,273.20	117,590.80	61,984.00		20,860.00	
		557		69.66	89,120.00	103,991.90	109,896.10	115,856.00	361,305.96	38,800.62	
TOTAL		7576			1,212,160.00	714,407.55	367,865.85	177,840.00	361,305.96	150,917.36	2,833,579.36
COMMERCIAL CHARGES		No. of connection	Size 1/2"	Average Consumption	1st 10 cu.m. 320.00	11-20 cu.m. 37.34	21-30 cu.m. 39.46	31-40 cu.m. 41.60	41-Up cu.m. 43.74	Total Consumption	
FULL COMMERCIAL - 200%		108		5.34	34,560.00					576.72	
		49		14.97	15,680.00	9,148.30				733.53	
		34		25.87	10,880.00	12,695.60	6,708.20			879.58	
		10		36.42	3,200.00	3,734.00	3,946.00	2,080.00		364.20	
		64		119.18	20,480.00	23,897.60	25,254.40	26,624.00	221,653.32	7,627.52	
TOTAL		265			84,800.00	49,475.50	35,908.60	28,704.00	221,653.32	10,181.55	420,541.42
COMMERCIAL- 175%		No. of connection	Size 1/2"	Average Consumption	1st 10 cu.m. 280.00	11-20 cu.m. 32.67	21-30 cu.m. 34.53	31-40 cu.m. 36.40	41-Up cu.m. 38.27	Total Consumption	
		11		4.67	3,080.00					51.37	
		4		16.57	1,120.00	784.14				66.28	
		2		29.00	560.00	653.45	276.22			58.00	
		2		37.00	560.00	653.45	690.55	436.80		74.00	
		4		66.60	1,120.00	1,306.90	1,381.10	1,456.00	4,072.19	266.40	
TOTAL		23			6,440.00	3,397.94	2,347.87	1,892.80	4,072.19	516.05	18,150.80
COMMERCIAL- 150%		No. of connection	Size 1/2"	Average Consumption	1st 10 cu.m. 240.00	11-20 cu.m. 28.01	21-30 cu.m. 29.60	31-40 cu.m. 31.20	41-Up cu.m. 32.81	Total Consumption	
		11		3.67	2,640.00					40.37	
		5		15.28	1,200.00	560.10				76.40	
		4		24.66	960.00	1,120.20	591.90			98.64	
		3		35.00	720.00	840.15	887.85	561.60		105.00	
		3		71.50	720.00	840.15	887.85	936.00	3,100.07	214.50	
TOTAL		26			6,240.00	3,360.60	2,367.60	1,497.60	3,100.07	534.91	16,565.87
COMMERCIAL- 125%		No. of connection	Size 1/2"	Average Consumption	1st 10 cu.m. 200.00	11-20 cu.m. 23.34	21-30 cu.m. 24.66	31-40 cu.m. 26.00	41-Up cu.m. 27.34	Total Consumption	
		1		2.00	200.00					2.00	
		1		14.00	200.00	93.35				14.00	
		0		0.00	-	-	-			-	
		1		36.00	200.00	233.38	246.63	156.00		36.00	
		0		0.00	-	-	-	-	-	-	
TOTAL		3			600.00	326.73	246.63	156.00	-	52.00	1,329.35
TOTAL NUMBER CONNECTION		7893					TOTAL WATER SALES			162,201.87	3,290,166.81

Prepared by:

Ritchie T. Liz
Cashier A

Approved By:

ENGR. RODOLFO A. JIMENEZ, JR.
General Manager

Republic of the Philippines
LIBMANAN WATER DISTRICT

ESTIMATED WATER SALES for the CY 2020

COMMODITY CHARGES

	ADD'L. CONN. NEW	No. of connection	Size 1/2"	Average Consumption	1st 10 cu.m. 160.00	11-20 cu.m. 18.67	21-30 cu.m. 19.73	31-40 cu.m. 20.80	41-Up cu.m. 21.87	Total Consumption	DECEMBER TOTAL
RESIDENTIAL/GOVT	147	2646		6.45	423,360.00					17,066.70	
		2501		15.23	400,160.00	233,468.35				38,090.23	
		1423		25.85	227,680.00	265,674.10	140,378.95			36,784.55	
		596		35.67	95,360.00	111,273.20	117,590.80	61,984.00		21,259.32	
		557		72.40	89,120.00	103,991.90	109,896.10	115,856.00	394,683.52	40,326.80	
TOTAL		7723			1,235,680.00	714,407.55	367,865.85	177,840.00	394,683.52	153,527.60	2,890,476.92

COMMERCIAL CHARGES	No. of connection	Size 1/2"	Average Consumption	1st 10 cu.m. 320.00	11-20 cu.m. 37.34	21-30 cu.m. 39.46	31-40 cu.m. 41.60	41-Up cu.m. 43.74	Total Consumption	
FULL COMMERCIAL - 200%	108		5.20	34,560.00					561.60	
	49		15.24	15,680.00	9,148.30				746.76	
	34		25.04	10,880.00	12,695.60	6,708.20			851.36	
	10		36.18	3,200.00	3,734.00	3,946.00	2,080.00		361.80	
	64		112.52	20,480.00	23,897.60	25,254.40	26,624.00	203,009.59	7,201.28	
TOTAL	265			84,800.00	49,475.50	35,908.60	28,704.00	203,009.59	9,722.80	401,897.69

COMMERCIAL- 175%	No. of connection	Size 1/2"	Average Consumption	1st 10 cu.m. 280.00	11-20 cu.m. 32.67	21-30 cu.m. 34.53	31-40 cu.m. 36.40	41-Up cu.m. 38.27	Total Consumption	
	11		3.60	3,080.00					39.60	
	4		13.40	1,120.00	784.14				53.60	
	2		23.50	560.00	653.45	276.22			47.00	
	2		36.67	560.00	653.45	690.55	436.80		73.34	
	4		77.50	1,120.00	1,306.90	1,381.10	1,456.00	5,740.88	310.00	
TOTAL	23			6,440.00	3,397.94	2,347.87	1,892.80	5,740.88	523.54	19,819.49

COMMERCIAL- 150%	No. of connection	Size 1/2"	Average Consumption	1st 10 cu.m. 240.00	11-20 cu.m. 28.01	21-30 cu.m. 29.60	31-40 cu.m. 31.20	41-Up cu.m. 32.81	Total Consumption	
	11		3.11	2,640.00					34.21	
	5		15.14	1,200.00	560.10				75.70	
	4		27.50	960.00	1,120.20	591.90			110.00	
	3		34.50	720.00	840.15	887.85	561.60		103.50	
	3		67.75	720.00	840.15	887.85	936.00	2,731.02	203.25	
TOTAL	26			6,240.00	3,360.60	2,367.60	1,497.60	2,731.02	526.66	16,196.82

COMMERCIAL- 125%	No. of connection	Size 1/2"	Average Consumption	1st 10 cu.m. 200.00	11-20 cu.m. 23.34	21-30 cu.m. 24.66	31-40 cu.m. 26.00	41-Up cu.m. 27.34	Total Consumption	
	1		2.00	200.00					2.00	
	0		0.00	-	-				-	
	1		21.00	200.00	233.38	123.31			21.00	
	1		38.00	200.00	233.38	246.63	156.00		38.00	
	0		0.00	-	-	-	-	-	-	
TOTAL	3			600.00	466.75	369.94	156.00	-	61.00	1,592.69

TOTAL NUMBER CONNECTION	8040	TOTAL WATER SALES	164,361.60	3,329,983.59

Prepared by:

Richie T. Liz
Cashier A

Approved By:

ENGR. RODOLFO A. JIMENEZ, JR.
General Manager

WATER SALES SUMMARY BY SERVICE CLASS

	Accounts	Fiscal Year 2020 Sales Budget			Average Rate
		Units		Amount	
Residential/Gov't.	7,723	1,807,956	Php	30,673,435.65	16.97
Commercial / Industrial	265	119,851		4,556,001.17	38.01
Commercial A	23	5,971		200,544.31	33.59
Commercial B	26	6,109		169,640.22	27.77
Commercial C	3	768		18,154.28	23.65
Bulksales					
Total	8,040	1,940,654	Php	35,617,775.63	18.35

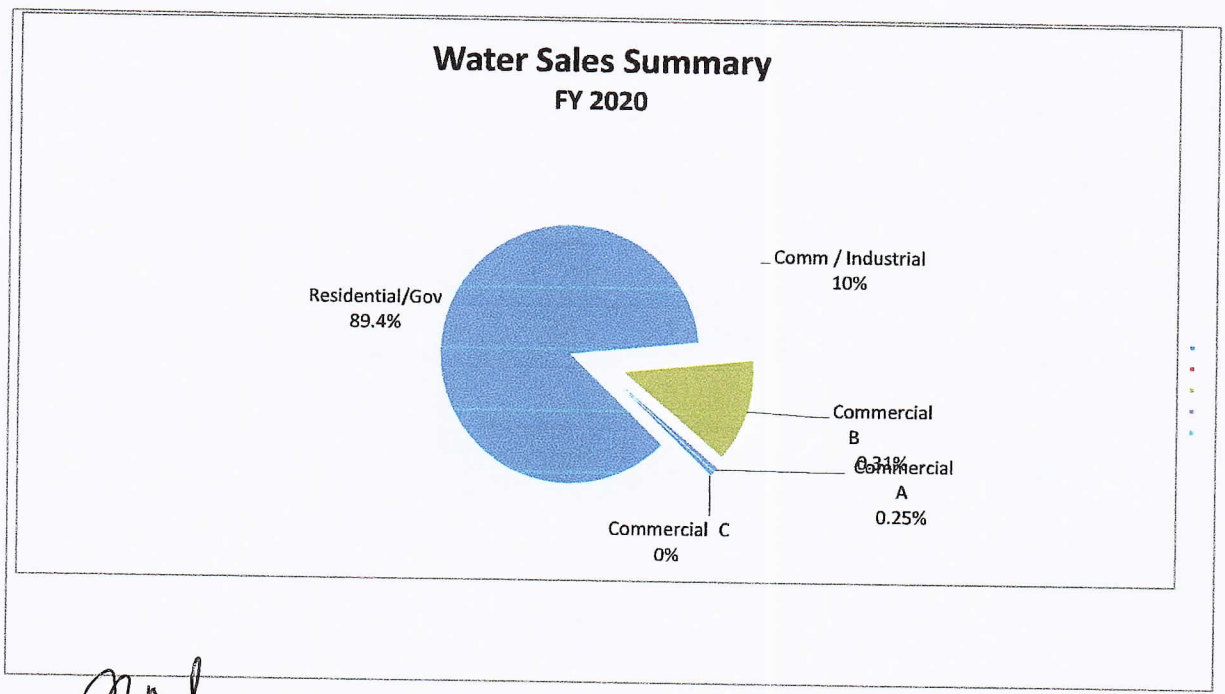

Ritchie T. Liz
Cashier A

Engr. Rodolfo A. Jimenez, Jr.
General Manager

UNIT SALES HISTORY BY CUSTOMER CLASS

CLASSIFICATION	Actual													ESTIMATE	
	FY 2006	FY 2007	FY 2008	FY 2009	FY 2010	FY 2011	FY 2012	FY 2013	FY 2014	FY 2015	FY 2016	FY 2017	FY 2018	FY 2019	FY 2020
Residential/Gov't.	305,766	519,799	690,537	695,089	791,618	856,559	954,770	1,087,972	1,209,844	1,289,087	1,429,753	1,500,407	1,659,866	1,741,363	1,807,956
Commercial / Industrial	14,619	51,270	53,618	44,824	54,770	58,511	60,719	63,113	66,231	72,600	72,554	85,949	94,635	110,356	119,851
Commercial A			624	818	1,674	1,242	1,008	1,117	2,298	2,404	3,634	4,866	6,410	6,277	5,971
Commercial B			2,413	2,055	4,288	3,994	3,659	3,804	2,928	2,857	5,080	6,976	7,082	6,373	6,109
Commercial C											27	466	1,384	901	768
Bulksales															
Total	320,385	571,069	747,192	742,786	852,350	920,306	1,020,156	1,156,006	1,281,301	1,366,948	1,511,048	1,598,664	1,769,377	1,865,270	1,940,654

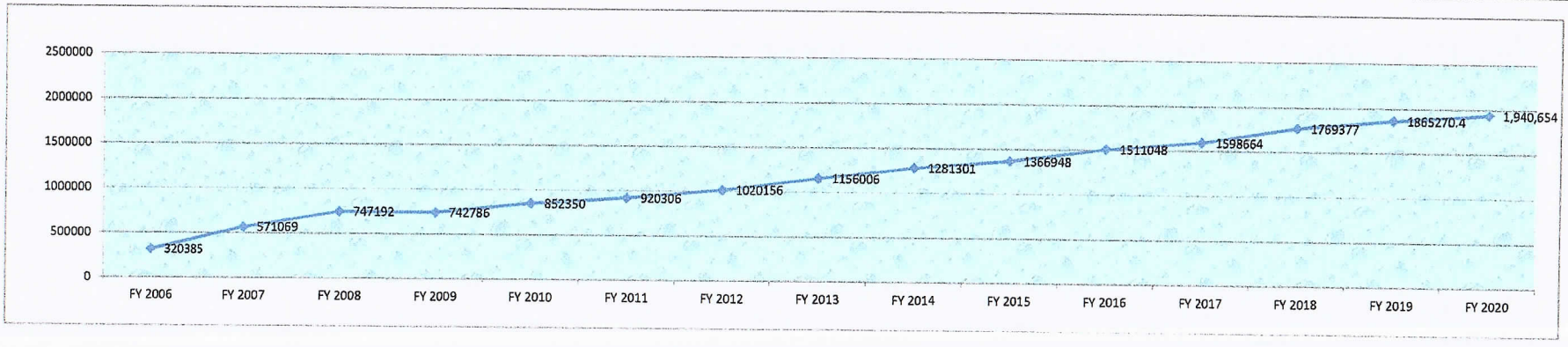

Prepared By:

Ritchie T. Liz
Cashier A

Approved By:

Engr. Rodolfo A. Jimenez, Jr.
General Manager

RENT INCOME

DETAILS OF INCOME	FY 2020 SERVICE CONNECTION GROWTH	Fiscal Year 2020 Sales Budget CURRENT RATE	AMOUNT	
Water Meter Service and Maint. Fee	929	1,276.00	Php	1,185,404.00
TOTAL			Php	1,185,404.00

OTHER BUSINESS INCOME

DETAILS OF INCOME	ACTUAL QUANTITY 2019	ESTIMATED QUANTITY	Fiscal Year 2020 Sales Budget CURRENT RATE	AMOUNT	
New Service Connection Fee	314	929	484.00	Php	449,636.00
Relocation Fee	29	50	737.00		36,850.00
10% Mark-up Fee for Materials Sold	1,205,175.32	3,368,000	10%		336,800.00
Boring Fee					
a. ordinary	45	50	800.00		40,000.00
b. hard	16	20	1,500.00		30,000.00
Manual Concrete Breaking & Restoration Fee					
a. ordinary	26	30	270.00		8,100.00
b. across the road	3	2	610.00		1,220.00
Cutting Fee					
a. ordinary	1	2	160.00		320.00
b. across the road	0	2	450.00		900.00
Reconnection Fee					
a. voluntary disconnection	45	50	160.00		8,000.00
b. after 24 hours	40	45	50.00		2,250.00
c. after 48 hours	14	15	150.00		2,250.00
d. after 72 hours	125	140	300.00		42,000.00
TOTAL				Php	958,326.00

Prepared By:

Ritchie T. Ruiz
Cashier A

Approved By:

Engr. Rodolfo A. Jimenez, Jr.
General Manager

OFFICE OF THE BOARD OF DIRECTORS

Account Name	FY 2019 Budget	FY 2019 Estimated	FY 2020 Budget	FY2020 Change	% Change
Maint.& Other Operating Expenses	**623,760.00**	**435,197.67**	**545,260.00**	**110,062.33**	**25%**
Traveling Expenses - Local	8,500.00	2,945.45	15,000.00	12,054.55	409%
Training Expenses	123,500.00	12,368.73	68,500.00	56,131.27	454%
Supplies and Materials Expense				-	
Office Supplies				-	
Communication Expenses				-	
Telephone Expenses - Mobile	48,000.00	41,018.18	48,000.00	6,981.82	17%
Representation Expenses	60,000.00	24,718.04	30,000.00	5,281.96	21%
Professional Expenses				-	
Board Mem.Allowance & other Benefit	383,760.00	354,147.27	383,760.00	29,612.73	8%
Total	**Php 623,760.00**	**Php 435,197.67**	**Php 545,260.00**	**Php 110,062.33**	**25%**
CAPEX					
Information & Communication Technology	**85,000.00**				
Tablet	85,000.00				

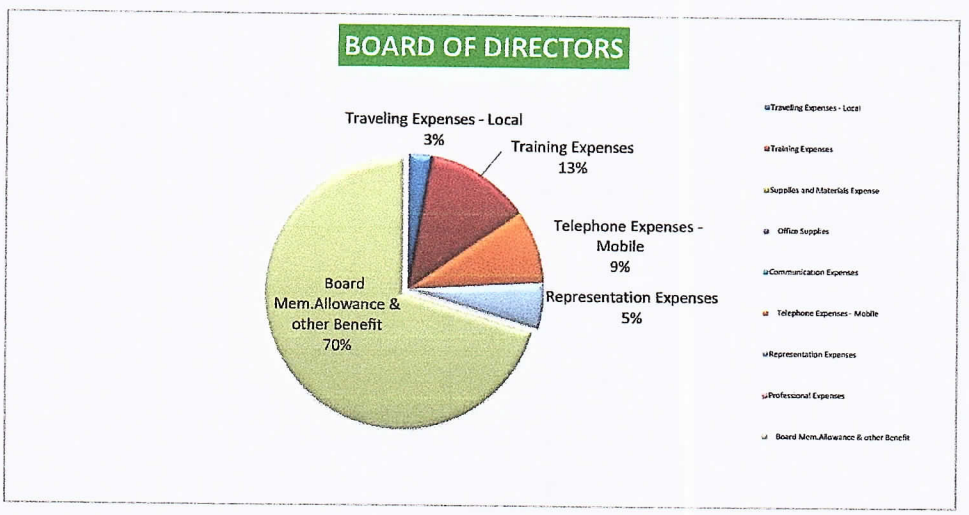

Requested by:

Kristine Kay T. Balingbing
Utilities/CSA B

Approved By:

Engr. Rodolfo A. Jimenez, Jr.
General Manager

OFFICE OF THE GENERAL MANAGER

Account Name	FY 2019 Budget	FY 2019 Estimated	FY 2020 Budget	FY2020 Change	% Change
Personal Services Expenses	**2,038,668.20**	**2,090,511.20**	**2,278,208.06**	**63,433.85**	**3%**
Salaries Wages-Regular	1,331,760.00	1,331,760.00	1,358,400.00	26,640.00	2%
Salaries Wages-Casual			124,263.00		
PERA	24,000.00	24,000.00	42,000.00	18,000.00	75%
Representation Allowance (RA)	102,000.00	102,000.00	102,000.00	-	0%
Transportation Allowance (TA)	102,000.00	102,000.00	102,000.00	-	0%
Clothing/Uniform Allowance	6,000.00	6,000.00	12,000.00	6,000.00	100%
Other Bonuses and Allowances	188,117.00	128,980.00	205,754.55	76,774.55	60%
Cash Gift	5,000.00	5,000.00	10,000.00	5,000.00	100%
Year End Bonus	110,980.00	221,960.00	127,007.00	(94,953.00)	-43%
Life and Ret. Insurance Cont.	159,811.20	159,811.20	177,919.56	18,108.36	11%
PAG-IBIG Contributions	1,200.00	1,200.00	2,100.00	900.00	75%
PHILHEALTH Contributions	6,600.00	6,600.00	12,663.95	6,063.95	92%
EC Contributions	1,200.00	1,200.00	2,100.00	900.00	75%
Maint. & Other Operating Expenses	**171,060.00**	**98,641.66**	**221,900.00**	**93,258.34**	**95%**
Traveling Expenses - Local	10,000.00	5,400.00	7,000.00	1,600.00	30%
Training Expenses	110,220.00	78,670.39	90,000.00	11,329.61	14%
Supplies and Materials Expenses					
Office Supplies Expenses	3,000.00	-	3,000.00	3,000.00	
Other Supplies & materials Expense	21,000.00	1,167.27	6,000.00	4,832.73	414%
Communication Expenses					
Telephone Expenses - Mobile	14,400.00	13,090.91	14,400.00	1,309.09	10%
Postage & Courier	1,440.00	-	500.00	500.00	
Representation Expenses	5,000.00	313.09	5,000.00	4,686.91	1497%
Consultancy Services	-	-	60,000.00	60,000.00	
Donations	6,000.00	-	6,000.00	6,000.00	
Advertising,Promotional & Marketing Expense			30,000.00		
Repairs & Maintenance Expenses	**5,000.00**	**-**	**5,000.00**	**5,000.00**	
Repairs & Maint. -Office Equipment	5,000.00	-	5,000.00	5,000.00	
Other Maintenance & Operating Expense	**51,040.00**	**-**	**154,653.00**	**154,653.00**	
Other MOOE	51,040.00	-	154,653.00	154,653.00	
Total	**Php 2,265,768.20**	**Php 2,189,152.86**	**Php 2,659,761.06**	**Php 316,345.20**	**14%**
CAPEX			**Php 60,000.00**		
Information & Communication Technology Equipment					
High-End Laptop			60,000.00		

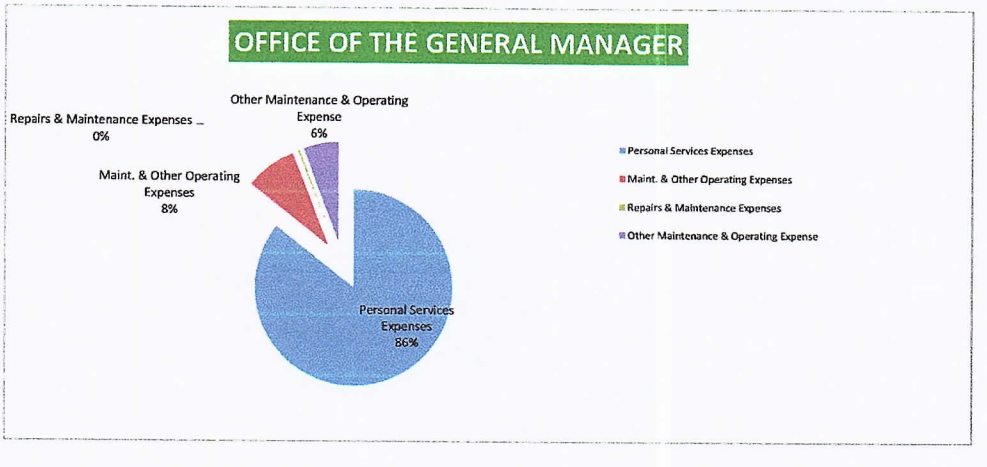

Requested by:

ENGR. RODOLFO A. JIMENEZ, JR.
General Manager

Approved By:

ENGR. RODOLFO A. JIMENEZ, JR.
General Manager

ADMINISTRATIVE AND GENERAL SERVICES DIVISION

Account Name	FY 2019 Budget	FY 2019 Estimated	FY 2020 Budget	FY 2019 Change	% Change
GENERAL SERVICES SECTION					
Personal Services Expenses	**1,457,744.05**	**1,342,788.22**	**1,922,381.31**	**579,593.09**	**43%**
Salaries Wages-Regular	950,940.00	547,932.00	1,085,934.00	538,002.00	98%
Salaries Wages-Casual	-	280,316.00	180,033.00	(100,283.00)	-36%
PERA	96,000.00	118,000.00	120,000.00	2,000.00	2%
Clothing/Uniform Allowance	24,000.00	24,000.00	24,000.00	-	0%
Other Bonuses and Allowances	150,754.25	139,875.00	188,797.15	48,922.15	35%
Cash Gift	20,000.00	25,000.00	25,000.00	-	0%
Year End Bonus	79,245.00	69,943.00	99,271.00	29,328.00	42%
Life and Ret. Insurance Cont.	114,112.80	96,733.44	151,916.04	55,182.60	57%
PAG-IBIG Contributions	4,800.00	5,900.00	6,000.00	100.00	2%
PHILHEALTH Contributions	13,092.00	11,388.78	17,430.12	6,041.34	53%
EC Contributions	4,800.00	5,700.00	6,000.00	300.00	5%
Honoraria		18,000.00	18,000.00	-	0%
Maint. & Other Operating Expenses	**1,628,402.00**	**1,055,248.65**	**1,397,654.70**	**342,406.05**	**32%**
Traveling Expenses - Local	108,466.00	68,826.98	30,305.00	(38,521.98)	-56%
Training Expenses	298,697.60	135,938.55	281,360.00	145,421.45	107%
Supplies and Materials Expenses					
Office Supplies Expenses	63,655.00	49,260.14	54,000.00	4,739.86	10%
Accountable Forms Expense	3,000.00	570.55		(570.55)	-100%
Other Supplies Expense	74,440.00	38,188.00	38,920.00	732.00	2%
Fuel, Oil & Lubricants Expense	19,600.00	507.27	13,500.00	12,992.73	2561%
Semi-Expandable F&F Expense	4,500.00	-			
Electricity Expenses	280,000.00	237,167.04	265,000.00	27,832.96	12%
Communication Expenses					
Postage and Deliveries	7,840.00	4,642.00	7,480.00	2,838.00	61%
Telephone Expenses - Landline	26,000.00	29,592.17	30,000.00	407.83	1%
Cable, Satellite, Tel. & Radio Exp					
Membership Dues and Cont. to Org.			5,000.00	5,000.00	
Awards and Indemnities	5,000.00	-			
Advertising Expenses					
Printing, Binding & Rep. Expenses	49,300.00	523.64		(523.64)	-100%
Rent Expense				-	
Representation Expenses	10,250.00	29,118.33	95,200.00	66,081.67	227%
Transportation & Delivery Expense				-	
Professional Expenses				-	
Legal Services	5,000.00	3,545.45	5,000.00	1,454.55	41%
General Services	217,296.00	188,713.09	211,728.30	23,015.21	12%
Security Services	188,000.00	176,516.52	193,200.00	16,683.48	9%
Other Professional Services	5,000.00	-	2,500.00	2,500.00	
Repairs & Maintenance Expenses				-	
Repairs & Maint. -Office Buildings	23,541.40	20,410.15	28,541.40	8,131.25	40%
Repairs & Maint. -Office Equipment	70,800.00	8,037.70	38,420.00	30,382.30	378%
Repairs & Maint.-Furniture & Fixtures	2,000.00	-		-	
Repairs & Maint - Transportation Equipment	2,000.00	1,036.36		(1,036.36)	-100%
Miscellaneous Expenses				-	
Taxes, Insurance Prem.& other Fees				-	
Insurance Expenses	93,000.00	41,997.59	61,000.00	19,002.41	45%
Taxes, Duties and Licenses	65,582.00	20,657.12	16,000.00	(4,657.12)	-23%
Other Maintenance & Operating Expense				-	
Job Order	5,434.00	-	6,700.00	6,700.00	
Others			13,800.00	13,800.00	
Total	**Php 3,086,146.05**	**Php 2,398,036.87**	**Php 3,320,036.01**	**921,999.14**	**38%**
TOTAL CAPEX			**Php 4,514,372.02**		
Office Equipment			**50,000.00**		
Projector			50,000.00		
Semi-Expendable Office Equipment			**35,500.00**		
Coffee Dispenser			11,000.00		
Emergency Lights			24,500.00		
Semi-Expendable Furnitures & Fixtures			**17,500.00**		
Mid-BackSwivel Task Chair- (5unit)			17,500.00		
Construction Materials Inventory			**4,411,372.02**		
Direct Purchase			1,351,674.72		
Charge to Water Bill			614,357.70		
New Service Connection			2,445,339.60		
Total	**Php 3,086,146.05**	**Php 2,398,036.87**	**Php 7,834,408.03**		

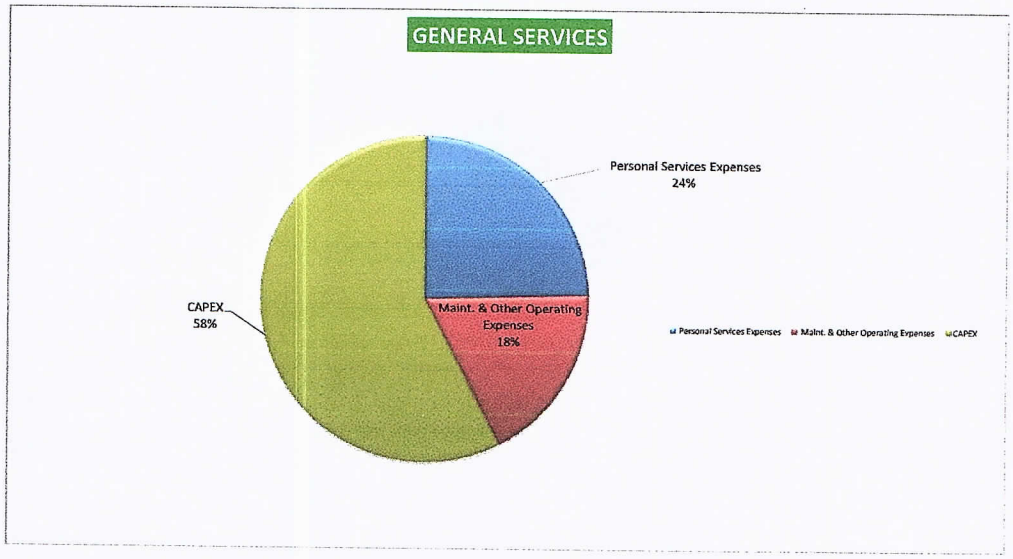

Requested by:

Kristine Kay T. Balingbing
Utilities/CSA B

Approved By:

ENGR. RODOLFO A. JIMENEZ, JR.
General Manager

FINANCE AND COMMERCIAL DIVISION

Account Name	FY 2019 Budget	FY 2019 Estimated	FY 2020 Budget	FY2020 Change	% Change
BILLING AND COMMERCIAL SECTION					
Personal Services Expenses	**1,419,506.91**	**1,315,719.60**	**1,470,623.29**	**154,903.69**	**12%**
Salaries Wages-Regular	792,372.00	561,576.00	812,112.00	250,536.00	45%
Salaries & Wages-Casual	132,816.00	279,309.82	138,612.00	(140,697.82)	-50%
PERA	96,000.00	93,818.18	96,000.00	2,181.82	2%
Clothing/Uniform Allowance	24,000.00	24,000.00	24,000.00	-	0%
Other Bonuses and Allowances	147,213.35	129,012.00	150,724.55	21,712.55	17%
Cash Gift	20,000.00	20,000.00	20,000.00	-	0%
Year End Bonus	77,099.00	77,541.82	79,227.00	1,685.18	2%
Life and Ret. Insurance Cont.	111,022.56	98,008.49	114,086.88	16,078.39	16%
PAG-IBIG Contributions	4,800.00	4,418.18	4,800.00	381.82	9%
PHILHEALTH Contributions	9,384.00	11,562.38	14,260.86	2,698.48	23%
EC Contributions	4,800.00	4,472.73	4,800.00	327.27	7%
Honoraria		12,000.00	12,000.00	-	0%
Maint. & Other Operating Expenses	**698,658.55**	**190,271.93**	**368,973.91**	**178,701.98**	**94%**
Traveling Expense	46,800.00	33,805.09	37,200.00	3,394.91	10%
Training Expense	66,552.00	16,794.02	46,400.00	29,605.98	176%
Supplies and Materials Expenses				-	
Office Supplies Expenses	49,734.55	37,685.51	40,000.00	2,314.49	6%
Communication Expenses				-	
Telephone Expenses - Mobile	5,400.00	2,356.36	9,000.00	6,643.64	282%
Internet Expense	19,008.00	19,008.03	30,000.00	10,991.97	58%
Indemnities				-	
Fuel,Oil & Lubricants Expense	15,840.00	-	-	-	
Repairs & Maintenance Expenses				-	
Repairs & Maint. -IT Equip. & Softwa	28,100.00	29,873.45	55,950.00	26,076.55	87%
Repairs & Maint. -Transporation Equipt.			-		
Other Maint. & Operating Exp.				-	
Job Order	467,224.00	50,749.46	150,423.91	99,674.45	196%
Total	**Php 2,118,165.46**	**Php 1,505,991.54**	**Php 1,839,597.20**	**333,605.66**	**22%**

TOTAL CAPEX	**Php 654,500.00**
INFORMATION & COMMUNICATION TECHNOLOGY	**540,000.00**
Desktop/Laptop (High-End)	60,000.00
Android Phone	30,000.00
Network Server	300,000.00
Data Logger	150,000.00
SEMI EXPENDABLE-INFO. & COMM. TECH. EQUIPMENT	**114,500.00**
Printer (ribbon)	15,000.00
Printer (colored)	8,000.00
Mobile Printer	15,000.00
UPS	24,000.00
External Harddisk/4TB Harddisk	8,000.00
Touch Screen Monitor	10,000.00
CCTV Camera	34,500.00

Grand Total	**Php 2,118,165.46**	**Php 1,505,991.54**	**Php 2,494,097.20**

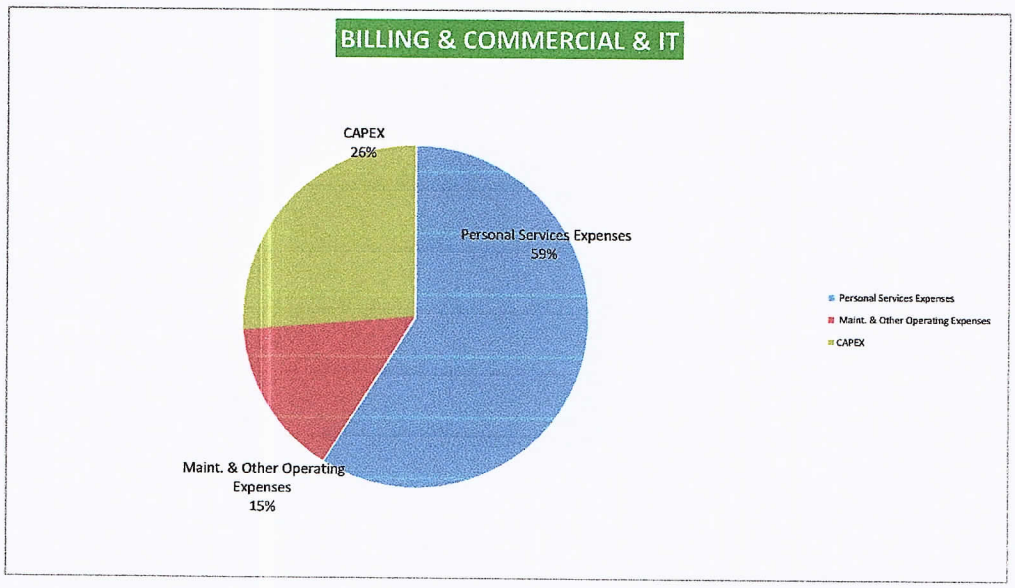

Requested by:

Ritchie T. Liz
Cashier A

Approved By:

ENGR. RODOLFO A. JIMENEZ, JR.
General Manager

FINANCE AND COMMERCIAL DIVISION

Account Name	FY 2019 Budget	FY 2019 Estimated	FY 2020 Budget	FY2020 Change	% Change
ACCOUNTING AND BUDGET SECTION					
Personal Services Expenses	**1,204,677.55**	**907,223.18**	**1,115,989.65**	**208,766.47**	**23%**
Salaries Wages-Regular	628,272.00	408,960.00	702,384.00	293,424.00	72%
Salaries & Wages- Casual	158,568.00	158,568.00	41,421.00	(117,147.00)	-74%
PERA	72,000.00	72,000.00	54,000.00	(18,000.00)	-25%
Clothing/Uniform Allowance	18,000.00	18,000.00	12,000.00	(6,000.00)	-33%
Other Bonuses and Allowances	119,625.75	98,294.00	122,148.65	23,854.65	24%
Cash Gift	20,000.00	15,000.00	10,000.00	(5,000.00)	-33%
Year End Bonus	75,755.00	47,294.00	59,601.00	12,307.00	26%
Life and Ret. Insurance Cont.	94,420.80	68,103.36	89,256.60	21,153.24	31%
PAG-IBIG Contributions	3,600.00	3,600.00	2,700.00	(900.00)	-25%
PHILHEALTH Contributions	10,836.00	7,803.82	11,778.40	3,974.58	51%
EC Contributions	3,600.00	3,600.00	2,700.00	(900.00)	-25%
Honoraria		6,000.00	8,000.00	2,000.00	33%
Maint. & Other Operating Expenses	**983,063.20**	**598,027.73**	**916,634.00**	**318,606.27**	**53%**
Traveling Expenses - Local	6,600.00	1,880.73	3,234.00	1,353.27	72%
Training Expenses	82,484.00	26,571.33	29,600.00	3,028.67	11%
Supplies and Materials Expenses				-	
Office Supplies Expenses	32,763.20	15,043.51	25,000.00	9,956.49	66%
Communication Expenses				-	
Postage & Deliveries	8,400.00	354.55	1,800.00	1,445.45	408%
Membership Dues and Cont. to Org.	39,816.00	11,992.36	40,000.00	28,007.64	234%
Printing, Binding and Reproduction	5,000.00	654.55	1,000.00	345.45	53%
Professional Expenses				-	
Auditing Services	80,000.00	80,000.00	90,000.00	10,000.00	13%
Taxes, Insurance Prem.& other Fees				-	
Taxes, Duties and Licenses	720,000.00	456,522.89	720,000.00	263,477.11	58%
Representation Expense	8,000.00	5,007.82	6,000.00	992.18	20%
Other MOOE	-	-	-	-	
Job-order					
Total	**Php 2,187,740.75**	**Php 1,505,250.91**	**Php 2,032,623.65**	**Php 527,372.74**	**Php 0.76**
CAPEX			**76,500.00**		
INFORMATION & COMMUNICATION TECHNOLOGY					
Computer Desktop			**40,000.00**		
SEMI-EXPENDABLEINFORMATION & COMMUNICATION TECHNOLOGY			**16,000.00**		
UPS			8,000.00		
Printer-EPSON L120			8,000.00		
SEMI-EXPENDABLE -FURNITURE & FIXTURES			**20,500.00**		
Mid-BackSwivel Task Chair-Green (3unit)			10,500.00		
Steel Cabinet (4 Drawers) Gray			10,000.00		
Total	**Php 2,187,740.75**	**Php 1,505,250.91**	**Php 2,109,123.65**		

Requested by:

HARLENE EVE T. RAMIREZ
Senior Accounting Processor B

Approved By:

ENGR. RODOLFO A. JIMENEZ, JR.
General Manager

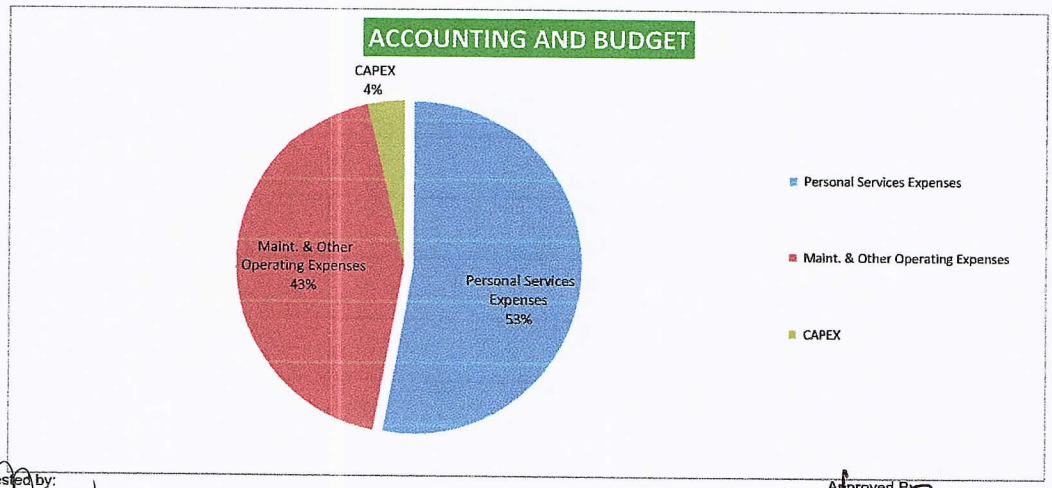

Requested by:

HARLENE EVELT. RAMIREZ
Senior Accounting Processor B

Approved By:

ENGR. RODOLFO A. JIMENEZ, JR.
General Manager

FINANCE AND COMMERCIAL DIVISION

Account Name	FY 2019 Budget	FY 2019 Estimated	FY 2020 Budget	FY 2020 Change	% Change
CASH MANAGEMENT AND COLLECTION SECTION					
Personal Services Expenses	**872,419.40**	**831,003.81**	**1,219,259.35**	**388,255.54**	**47%**
Salaries Wages-Regular	583,920.00	500,945.13	792,399.00	291,453.87	58%
Salaries Wages-Casual		-			
PERA	48,000.00	48,000.00	66,000.00	18,000.00	38%
Clothing/Uniform Allowance	12,000.00	12,000.00	18,000.00	6,000.00	50%
Other Bonuses and Allowances	90,289.00	70,309.00	132,295.20	61,986.20	88%
Cash Gift	10,000.00	20,000.00	15,000.00	(5,000.00)	-25%
Year End Bonus	48,660.00	97,320.00	71,088.00	(26,232.00)	-27%
Life and Ret. Insurance Cont.	70,070.40	60,677.02	95,087.88	34,410.86	57%
PAG-IBIG Contributions	2,400.00	2,400.00	3,600.00	1,200.00	50%
PHILHEALTH Contributions	4,680.00	6,952.67	12,189.27	5,236.60	75%
EC Contributions	2,400.00	2,400.00	3,600.00	1,200.00	50%
Honoraria		10,000.00	10,000.00	-	0%
Maint. & Other Operating Expenses	**300,045.78**	**205,616.75**	**276,680.00**	**71,063.25**	**35%**
Traveling Expenses - Local	27,000.00	14,911.64	20,000.00	5,088.36	34%
Training Expenses	24,580.00	-	16,500.00	16,500.00	
Supplies and Materials Expenses				-	
Office Supplies Expenses	20,585.78	12,194.16	20,000.00	7,805.84	64%
Accountable Forms Expenses	205,000.00	158,404.08	180,000.00	21,595.92	14%
Fuel, Oil & Lubricants Expense				-	
Communication Expenses				-	
Postage & Deliveries	2,880.00	523.64	3,180.00	2,656.36	507%
Telephone Expense-Mobile				-	
Representation Expense			2,000.00		
Professional Expenses				-	
Legal Services				-	
Taxes, Insurance Prem.& other Fees				-	
Fidelity Bond Premiums	20,000.00	19,583.24	35,000.00	15,416.76	79%
Other Maintenance & Operating Expense					
Job Order			-		
Total	**Php 1,172,465.18**	**Php 1,036,620.56**	**Php 1,495,939.35**	**459,318.79**	**44%**
CAPEX			**Php 215,000.00**		
Semi-Furniture & Fixtures			**10,000.00**		
2 pcs. (reception & desk chair)			10,000.00		
Semi-Office Equipment			**25,000.00**		
1 UNIT Safety Vault			15,000.00		
1 money counter			10,000.00		
Accountable Forms Inventory			**180,000.00**		
Official Receipts			180,000.00		
	Php 1,172,465.18	**Php 1,036,620.56**	**Php 1,495,939.35**	**459,318.79**	

Requested by:

MORITA V. PAGLINAWAN
Cashier A

Approved By:

ENGR. RODOLFO A. JIMENEZ, JR.
General Manager

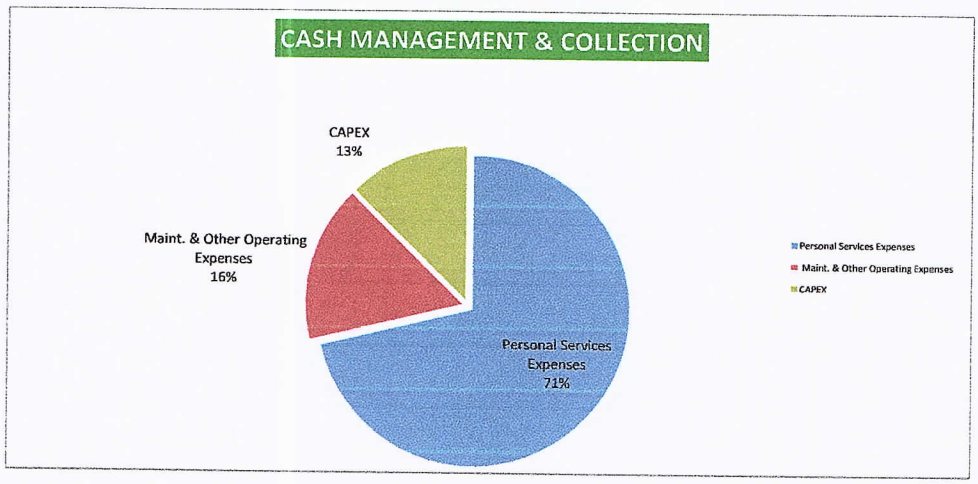

Requested by:

MORITA V. PAGLINAWAN
Utilities/CSO A

Approved By:

ENGR. RODOLFO A. JIMENEZ, JR.
General Manager

REPAIR AND MAINTENANCE SECTION

Account Name	FY 2019		FY 2020	FY2020	%
	Budget	Estimated	Budget	Change	Change
REPAIR AND MAINTENANCE SECTION					
Personal Services Expenses	**2,069,153.92**	**1,355,699.81**	**1,866,900.20**	**511,200.39**	**38%**
Salaries Wages-Regular	1,017,000.00	543,434.45	992,862.00	449,427.55	83%
Salaries Wages-Casual	291,384.00	265,707.47	180,033.00	(85,674.47)	-32%
PERA	168,000.00	118,000.00	150,000.00	32,000.00	27%
Clothing/Uniform Allowance	42,000.00	36,000.00	36,000.00	-	0%
Other Bonuses and Allowances	214,902.80	163,554.00	189,536.85	25,982.85	16%
Overtime and Night Pay				-	
Cash Gift	35,000.00	30,000.00	35,000.00	5,000.00	17%
Year End Bonus	109,032.00	69,737.00	96,689.00	26,952.00	39%
Life and Ret. Insurance Cont.	157,006.08	96,325.62	140,747.40	44,421.78	46%
PAG-IBIG Contributions	8,400.00	5,900.00	8,100.00	2,200.00	37%
PHILHEALTH Contributions	18,029.04	11,341.27	19,831.95	8,490.68	75%
EC Contributions	8,400.00	5,700.00	8,100.00	2,400.00	42%
Honoraria		10,000.00	10,000.00	-	0%
Maint. & Other Operating Expenses	**1,853,131.13**	**1,212,488.31**	**1,532,246.27**	**319,757.96**	**26%**
Traveling Expenses - Local	11,725.71	8,465.45	3,580.32	(4,885.13)	-58%
Training Expenses	10,160.00	6,654.55	23,200.00	16,545.45	249%
Supplies and Materials Expenses					
Office Supplies Expenses	4,610.04	1,468.01	10,000.00	8,531.99	581%
Fuel, Oil & Lubricants Expense	53,320.00	24,253.04	27,000.00	2,746.96	11%
Representation Expense	1,920.00	-			
Professional Expenses					
Legal Services	120.00	-	400.00	400.00	
Repairs & Maintenance Expenses				-	
Repairs & Maint. -Machinery & Equipment	1,000.00	-	10,424.00	10,424.00	
Repairs & Maint. -Motor Vehicles	6,000.00	7,034.73	12,600.00	5,565.27	79%
Repairs & Maintenance-Other PPE				-	
Repairs & Maint. -Infrastructure Asset-UPIS					
Service Connection	114,633.17	103,575.84	104,314.04	738.20	1%
Trans & Dist. Line	250,999.01	241,733.08	374,337.90	132,604.82	55%
Transmission /Pipelines				-	
Other Maint. & Operating Exp.					
Job Order	1,398,643.20	819,303.60	966,390.01	147,086.41	18%
Total	**Php 3,922,285.05**	**Php 2,568,188.12**	**Php 3,399,146.47**	**830,958.35**	**32%**
CAPEX	**Php 105,000.00**				
OTHER PPE-TOOLS & EQUIPMENT					
POWERSAW BLADE	10,000.00				
PIPE WRENCH 10"	20,000.00				
PIPE WRENCH 12"	15,000.00				
PIPE WRENCH 14"	20,000.00				
GRASSCUTTER	15,000.00				
Concrete Cutter Blade 14"	10,000.00				
	90,000.00				
Semi-Expendable-ICT	**15,000.00**				
Printer/Colored with Scanner	15,000.00				
	Php 3,922,285.05	**Php 2,568,188.12**	**Php 3,504,146.47**		

Requested by:

RAMON T. RIL
Water Maintenance Man A

Approved By:

ENGR. RODOLFO A. JIMENEZ, JR.
General Manager

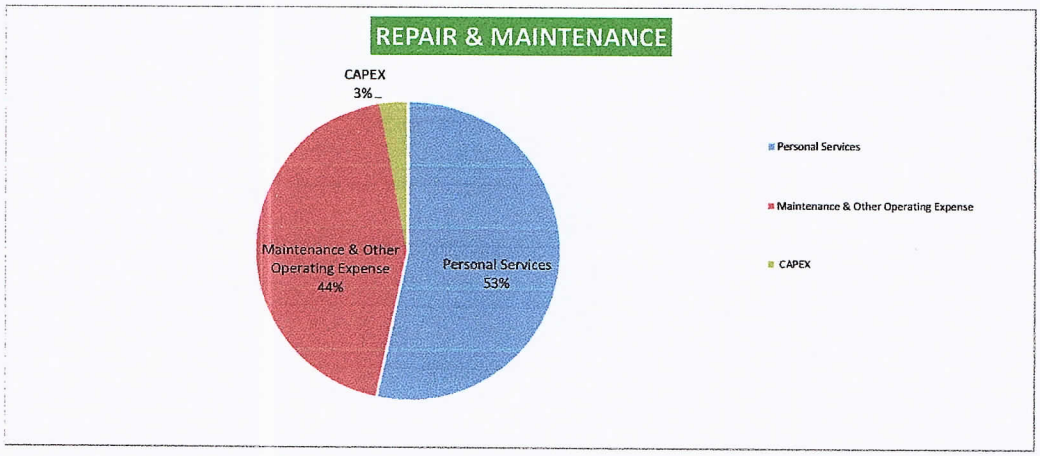

Requested By:

Ramon T. Ril
Water Maintenance Man A

Approved By:

ENGR. RODOLFO A. JIMENEZ, JR.
General Manager

ENGINEERING AND CONSTRUCTION DIVISION

Account Name	FY 2019 Budget	FY 2019 Estimated	FY 2020 Budget	FY2020 Change	% Change
ENGINEERING AND CONSTRUCTION SECTION					
Personal Services Expenses	**1,223,737.76**	**1,186,422.27**	**1,464,619.11**	**278,196.84**	**23%**
Salaries Wages-Regular	651,246.26	567,733.00	818,232.00	250,499.00	44%
Salaries & Wages-Casual	158,568.00	158,568.00	165,684.00	7,116.00	4%
PERA	72,000.00	72,000.00	84,000.00	12,000.00	17%
Clothing/Uniform Allowance	18,000.00	18,000.00	12,000.00	(6,000.00)	-33%
Other Bonuses and Allowances	126,645.60	114,530.00	141,481.45	26,951.45	24%
Cash Gift	15,000.00	30,000.00	20,000.00	(10,000.00)	-33%
Year End Bonus	67,664.00	121,264.00	81,993.00	(39,271.00)	-32%
Life and Ret. Insurance Cont.	97,436.16	87,142.12	118,069.92	30,927.80	35%
PAG-IBIG Contributions	3,600.00	3,600.00	4,200.00	600.00	17%
PHILHEALTH Contributions	9,977.74	9,985.15	14,758.74	4,773.59	48%
EC Contributions	3,600.00	3,600.00	4,200.00	600.00	17%
Maint. & Other Operating Expenses	**208,788.54**	**113,553.60**	**210,658.90**	**97,105.30**	**86%**
Traveling Expenses - Local	8,454.86	5,875.64	8,000.00	2,124.36	36%
Training Expenses	19,740.00	19,056.00	23,200.00	4,144.00	
Supplies and Materials Expenses				-	
Office Supplies Expenses	46,829.68	21,691.45	43,382.90	21,691.45	100%
Other Supplies Expense	51,013.50	52,023.15	68,335.00	16,311.85	
Drugs & Medicine Expense	3,250.50	1,804.09	4,000.00	2,195.91	
Fuel,Oil & Lubricants	19,500.00	13,103.27	14,520.00	1,416.73	
Consultancy Services	50,000.00	-		-	
Printing & Binding	10,000.00	-		-	
Other Maint. & Operating Exp.				-	
Job Order			41,421.00	41,421.00	
Repairs & Maint. - Transportation Equipment			7,800.00		
Total	**Php 1,432,526.30**	**Php 1,299,975.87**	**Php 1,675,278.01**	**375,302.14**	**29%**
TOTAL CAPEX			**Php 17,442,217.87**		
Information & Communication Technology Equipment					
Computer/Desktop			**Php 60,000.00**		
Semi-ICT			**8,000.00**		
External Hard Disk			8,000.00		
PROJECTS			**17,374,217.87**		
Pipe laying expansion of 4"Ø, 3"Ø & 2"Ø DL 7,192 LM from Puro-batia to Uson			3,332,556.60		
Pipe laying expansion of 6"Ø TL & 4"Ø DL 2,857 LM from San Isidro to Sibujo			2,716,777.86		
Pipe laying expansion of 2"Ø DL 755 LM at Zone 2 & 3, Bagadion			317,638.28		
Pipe laying expansion of 2"Ø DL 345 LM at Danawan			197,643.78		
Pipe laying expansion of 6"Ø TL 5,342 LM, Source Impvt., Const. of Pressure breaker Mambulo Nuevo (Nat'l. Highway to Minsoro Cave)			4,600,000.00		
Pipe laying expansion of 3"Ø & 2"Ø DL 5,647 LM at Mambulo Nuevo			3,005,340.86		
220cu.m. Concrete Water Storage Tank at Padlos			3,000,513.60		
Relocation of Dist. Line along Naubod 1 & 2 bridges			203,746.88		
Total	**Php 1,432,526.30**	**Php 1,299,975.87**	**Php 19,117,495.88**	**17,817,520.01**	

Requested by:

AILEEN G. BUENAOBRA
Senior Engineer A

Approved By:

ENGR. RODOLFO A. JIMENEZ, JR.
General Manager

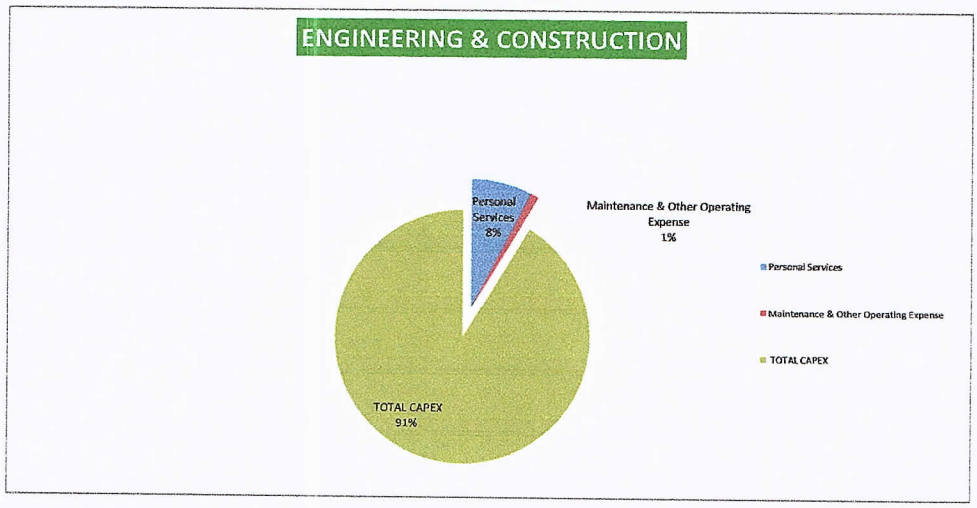

Requested by:

AILEEN G. BUENAOBRA
Senior Engineer A

Approved By:

ENGR. RODOLFO A. JIMENEZ, JR.
General Manager

PRODUCTION AND WATER QUALITY DIVISION

Account Name	FY 2019 Budget	FY 2019 Estimated	FY 2020 Budget	FY2020 Change	% Change
Personal Services Expenses	**1,950,125.66**	**1,496,363.40**	**2,474,336.66**	**977,973.26**	**65%**
Salaries Wages-Regular	667,594.13	318,798.24	961,905.00	643,106.76	202%
Salaries Wages-Casual	584,221.87	594,652.09	608,592.00	13,939.91	2%
PERA	144,000.00	142,000.00	168,000.00	26,000.00	18%
Clothing/Uniform Allowance	36,000.00	36,000.00	48,000.00	12,000.00	33%
Other Bonuses and Allowances	202,124.70	150,274.00	262,815.55	112,541.55	75%
Cash Gift	30,000.00	25,000.00	40,000.00	15,000.00	60%
Year End Bonus	104,318.00	77,546.00	136,407.00	58,861.00	76%
Life and Ret. Insurance Cont.	150,217.92	107,473.68	188,459.64	80,985.96	75%
PAG-IBIG Contributions	7,200.00	7,100.00	9,300.00	2,200.00	31%
PHILHEALTH Contributions	17,249.04	12,619.39	23,557.47	10,938.08	87%
EC Contributions	7,200.00	6,900.00	9,300.00	2,400.00	35%
Honoraria		18,000.00	18,000.00	-	0%
Maint. & Other Operating Expenses	**1,949,395.21**	**1,198,205.70**	**2,835,631.60**	**1,637,425.90**	**137%**
Traveling Expenses - Local	24,996.00	14,862.55	24,852.00	9,989.45	67%
Training Expenses	62,760.00	50,958.39	60,000.00	9,041.61	18%
Supplies and Materials Expenses				-	
Office Supplies Expenses	18,816.00	12,476.79	16,200.00	3,723.21	30%
Other Supplies Expenses	18,988.00	11,635.64	6,952.00	(4,683.64)	-40%
Fuel, Oil & Lubricants Expenses	160,586.62	132,554.18	274,019.60	141,465.42	107%
Chemical and Filtering Supplies Expense	197,109.80	142,954.40	200,000.00	57,045.60	40%
Legal Services	1,440.00	-	1,200.00	1,200.00	
Agricultural & Marine Supplies Expense				-	
Communication Expense				-	
Postage & Courier Services	600.00	-	600.00	600.00	
Telephone Expense-Mobile	36,720.00	27,818.18	38,880.00	11,061.82	40%
Rent Expense	18,000.00	12,000.00	12,000.00	-	0%
Electricity Expenses	327,479.19	259,434.00	540,000.00	280,566.00	108%
Transportation & Delivery	10,000.00	295.58	-	(295.58)	-100%
Taxes, Duties & Licenses	6,800.00	5,951.35	6,800.00	848.65	14%
Insurance Expense			-		
Research, Exploration & Development Expense	20,000.00	2,077.09	20,000.00	17,922.91	863%
Repairs & Maintenance Expenses				-	
Repairs & Maint. - Machinery & Equipment	89,000.00	1,301.77	89,000.00	87,698.23	6737%
Repairs & Maint. - Communication Equipment	15,000.00	-	15,000.00		
Repairs & Maint. - Transportation Equipment	62,000.00	39,201.82	111,480.00	72,278.18	184%
Repairs & Maint. - Building & Other Structures			30,000.00		
Repairs & Maint. -ICT Equipment	14,000.00	-	30,000.00	30,000.00	
Repairs & Maint. - UPIS- Reservoir & Plants	57,000.00	23,452.25	27,000.00	3,547.75	15%
Repairs & Maint- UPIS-Other Plants	105,000.00	23,848.75	35,000.00	11,151.25	47%
Repairs & Maint- UPIS-Meters (UPIS)	14,400.00	-	1,000.00	1,000.00	
Repairs & Maint-Other PPE			60,000.00		
Repair & Maint-Source of Supply Plant Struct. & Imp. (Wateshed Development Expenses)	112,000.00	55,504.35	550,928.00		0%
Other Maint. & Operating Exp.				-	
Job Order	509,040.00	327,908.40	611,752.00	283,843.60	87%
Water Expenses	67,659.60	53,970.22	72,968.00	18,997.78	35%
Others					
Total	**Php 3,899,520.87**	**Php 2,694,569.10**	**5,309,968.26**	**2,615,399.16**	**97%**
UPIS-Meters			**762,000.00**		
UPIS-Meters-New (200 pcs)			216,000.00		
UPIS-Meters-Old (1,250 pcs)			546,000.00		
Construction IN Progress			**830,000.00**		
CIP-Construction of Calibration Facility			180,000.00		
Improvement of Water Source Facility			250,000.00		
DMA 2020			400,000.00		
Other PPE			**150,000.00**		
Ultra-sonic flow meter			150,000.00		
Semi-Expendable Information & Comm. Tech. Equipment			**16,000.00**		
Smart Phone 2pcs			16,000.00		
Semi-Expendable Communication Equipment			**20,000.00**		
Portable Radio			20,000.00		
Transportation Equipment -Motor Vehicles			**1,500,000.00**		
Lorry Truck			1,500,000.00		
TOTAL CAPEX			**3,278,000.00**		
				-	
Total	**Php 3,899,520.87**	**Php 2,694,569.10**	**8,587,968.26**	**5,893,399.16**	

Prepared By:

JASHER CLEOFAS
Production Head

Approved By:

ENGR. RODOLFO A. JIMENEZ, JR.
General Manager

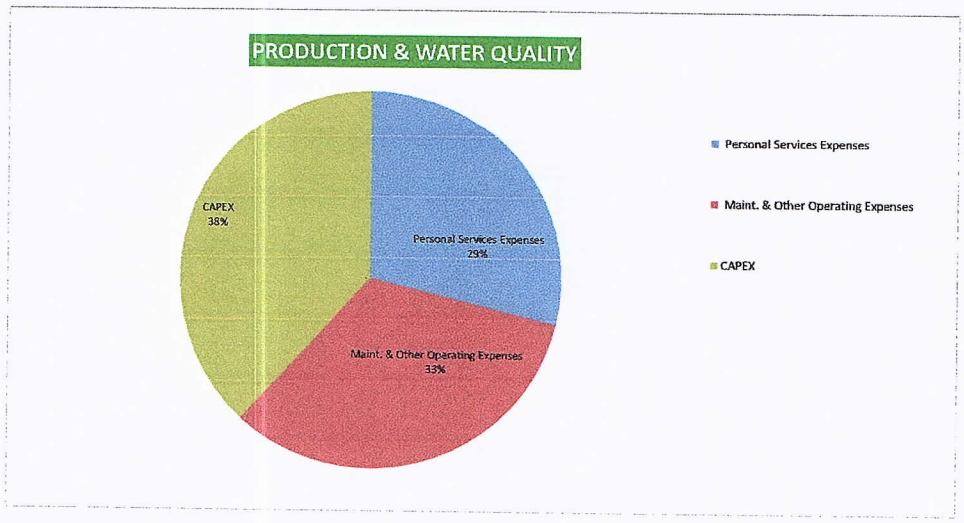

Requested By:

JASPHER C. CLEOFAS
Production Head

Approved By:

ENGR. RODOLFO A. JIMENEZ, JR.
General Manager

PERSONAL SERVICE EXPENSES

	FY 2018 Actual	FY 2019 Budget	FY 2019 Estimated	FY 2020 Budget	FY2020 Change	% Change
Salaries Wages -Regular	Php 4,400,838.24	7,447,332.00	4,781,138.82	Php 7,524,228.00	2,743,089.18	57%
Salaries Wages -Casual	836,153.65	503,484.00	1,737,121.38	1,438,638.00	(298,483.38)	-17%
PERA	554,181.82	720,000.00	687,818.18	780,000.00	92,181.82	13%
Representation Allowance (RA)	102,000.00	102,000.00	102,000.00	102,000.00	-	0%
Transportation Allowance (TA)	102,000.00	102,000.00	102,000.00	102,000.00	-	0%
Clothing/Uniform Allowance	140,000.00	180,000.00	174,000.00	186,000.00	12,000.00	7%
Other Bonuses and Allowances	548,490.00	1,239,672.45	994,828.00	1,393,553.95	398,725.95	40%
Overtime and Night Pay		-		-	-	
Cash Gift	167,292.17	155,000.00	170,000.00	175,000.00	5,000.00	3%
Year End Bonus	419,444.00	672,753.00	782,605.82	751,283.00	(31,322.82)	-4%
Life and Ret. Insurance Cont.	598,766.87	954,097.92	774,274.94	1,075,543.92	301,268.98	39%
PAG-IBIG Contributions	27,109.09	36,000.00	34,118.18	40,800.00	6,681.82	20%
PHILHEALTH Contributions	59,694.86	87,694.08	78,253.45	126,470.75	48,217.29	62%
EC Contributions	26,835.12	36,000.00	33,572.73	40,800.00	7,227.27	22%
Honoraria			74,000.00	76,000.00	2,000.00	
Total	**Php 7,982,805.83**	**Php 12,236,033.45**	**Php 10,525,731.50**	**Php 13,812,317.62**	**Php 3,284,586.12**	**31%**

12,236,033.45

Prepared By:

HARLENE EVE T. RAMIREZ
Senior Accounting Processor B

Approved By:

ENGR. RODOLFO A. JIMENEZ, JR.
General Manager

STAFFING SUMMARY & DETAILS OF SALARIES OF PERMANENT POSITIONS

Item No.	Authorized No. of Positions per Approved Position Allocation List Authorized Positions	Position Title	Name of Incumbent	Salary Grade	Step	Basic Salary	Cash Gift	Year-end Bonus	Mid-Year Bonus	Other Bonuses PEI	Other Bonuses PBB	Total Personnel Services Cost
1	General Manager C	General Manager C	Rodolfo A. Jimenez, Jr.	26	3	1,358,400.00	5,000.00	113,200.00	113,200.00	5,000.00	73,580.00	1,668,380.00
3	Storekeeper D	Storekeeper D	Cesar Atanacio	4	1	165,684.00	5,000.00	13,807.00	13,807.00	5,000.00	8,974.55	212,272.55
4	Data Controller	Data Controller	Diane Enriquez	9	1	225,156.00	5,000.00	18,763.00	18,763.00	5,000.00	12,195.95	284,877.95
5	Administrative Service Aide	Administrative Service Aide	Benedict P. Niño	4	1	165,684.00	5,000.00	13,807.00	13,807.00	5,000.00	8,974.55	212,272.55
6	Administrative Services Aide	Administrative Services Aide	Roy SA. Santilices	4	1	165,684.00	5,000.00	13,807.00	13,807.00	5,000.00	8,974.55	212,272.55
7	Senior Corporate Accountant C	Senior Corporate Accountant C	John Kelvin O. Tejada	16	1	421,272.00	5,000.00	35,106.00	35,106.00	5,000.00	22,818.90	524,302.90
8	Senior Accounting Processor B	Senior Accounting Processor B	Harlene Eve H. Tardecilla	10	1	60,657.00						60,657.00
10	Utilities/Customer Service Officer A	Utilities/Customer Service Officer A	Morita Paglinawan	16	1	421,272.00	5,000.00	35,106.00	35,106.00	5,000.00	22,818.90	524,302.90
11	Utilities/Customer Service Assistant B	Utilities/Customer Service Assistant B	Kristine Kay Balingbing	10	1	60,657.00					-	60,657.00
13	Cashier A	Cashier A	Ritchie T. Liz	16	1	421,272.00	5,000.00	35,106.00	35,106.00	5,000.00	22,818.90	524,302.90
14	Cashier D	Cashier D	Vacant	10	1	181,971.00	5,000.00	20,219.00	20,219.00	5,000.00	13,142.35	245,551.35
15	Collection Assistant	Collection Assistant	Limuel Abainza	6	3	189,156.00	5,000.00	15,763.00	15,763.00	5,000.00	10,245.95	240,927.95
16	Senior Engineer A	Senior Engineer A	Aileen Buenaobra	16	2	426,264.00	5,000.00	35,522.00	35,522.00	5,000.00	23,089.30	530,397.30
18	Senior Water Maintenance Man Head	Senior Water Maintenance Man Head	Vacant	16	1	426,264.00	5,000.00	35,522.00	35,522.00	5,000.00	23,089.30	530,397.30
19	Water/Sewerage Maintenance Man A	Water/Sewerage Maintenance Man A	Ramon Ril	8	3	211,014.00	5,000.00	17,505.00	17,505.00	5,000.00	11,378.25	267,402.25
20	Water/Sewerage Maintenance Man B	Water/Sewerage Maintenance Man B	Emmanuel Diestro	6	1	187,005.00	5,000.00	15,524.00	15,524.00	5,000.00	10,090.60	238,143.60
21	Water/Sewerage Maintenance Man C	Water/Sewerage Maintenance Man C	Ramel Naval	4	1	166,323.00	5,000.00	13,807.00	13,807.00	5,000.00	8,974.55	212,911.55
22	Water/Sewerage Maintenance Man C	Water/Sewerage Maintenance Man C	Geronimo	4	1	166,323.00	5,000.00	13,807.00	13,807.00	5,000.00	8,974.55	212,911.55
23	Water/Sewerage Maintenance Man C	Water/Sewerage Maintenance Man C	Ramel Naval	4	1	41,742.00	5,000.00					46,742.00
24	Water Resources Facilities Tender C	Water Resources Facilities Tender C	Dennis Geronimo	4	3	42,060.00						42,060.00
25	Administrative/General Services Officer A	Administrative/General Services Officer A		16	1	315,954.00	5,000.00	35,106.00	35,106.00	5,000.00	22,818.90	418,984.90
26	Administration Services Assistant B	Administration Services Assistant B		10	1	181,971.00	5,000.00	20,219.00	20,219.00	5,000.00	13,142.35	245,551.35
27	Senior Accounting Processor A	Senior Accounting Processor A		12	1	220,455.00	5,000.00	24,495.00	24,495.00	5,000.00	15,921.75	295,366.75
28	Engineering Aide A	Engineering Aide A		6	1	195,984.00	5,000.00	16,332.00	16,332.00	5,000.00	10,615.80	249,263.80
29	Engineering Aide A	Engineering Aide A		6	1	195,984.00	5,000.00	16,332.00	16,332.00	5,000.00	10,615.80	249,263.80
30	Senior Water/Sewerage Maintenance Man A	Senior Water/Sewerage Maintenance Man A		12	1	220,455.00	5,000.00	24,495.00	24,495.00	5,000.00	15,921.75	295,366.75
31	Water/Sewerage Maintenance Man B	Water/Sewerage Maintenance Man B		6	1	195,984.00	5,000.00	16,332.00	16,332.00	5,000.00	10,615.80	249,263.80
32	Water Facilities Operator A	Water Facilities Operator A		8	1	157,545.00	5,000.00	17,505.00	17,505.00	5,000.00	11,378.25	213,933.25
32	Water Facilities Operator A	Water Facilities Operator A		8	1	42,060.00						42,060.00
33	Water Facilities Operator B	Water Facilities Operator B		6	1	146,988.00	5,000.00	16,332.00	16,332.00	5,000.00	10,615.80	200,267.80
34	Water Facilities Operator B	Water Facilities Operator B		6	1	146,988.00	5,000.00	16,332.00	16,332.00	5,000.00	10,615.80	200,267.80
						7,524,228.00	135,000.00	649,851.00	649,851.00	130,000.00	422,403.15	9,511,333.15

Prepared By:

KRISTINE KAY T. BALINGBING
Utilities/CSA B

Approved By:

ENGR. RODOLFO A. JIMENEZ, JR.
General Manager

OTHER COMPENSATION AND BENEFITS

Authorized No. of Positions per
Approved Position Allocation List

Item No.	Authorized Positions	Position Title	Name of Incumbent	Salary Grade	Step	RATA	PERA	Uniform/Clothing Allowance	Pag-ibig Premium	Philhealth Contribution	Retirement and Life Insurance Premium	EC	Total Personnel Services Cost
1	General Manager C	General Manager C	Rodolfo A. Jimenez, Jr.	26	3	204,000.00	24,000.00	6,000.00	1,200.00	10,800.00	163,008.00	1,200.00	410,208.00
3	Storekeeper D	Storekeeper D	Cesar Atanacio	4	1		24,000.00	6,000.00	1,200.00	2,485.26	19,882.08	1,200.00	54,767.34
4	Data Controller	Data Controller	Diane Enriquez	9	1		24,000.00	6,000.00	1,200.00	3,377.34	27,018.72	1,200.00	62,796.06
5	Administrative Service Aide	Administrative Service Aide	Benedict P. Niño	4	1		24,000.00	6,000.00	1,200.00	2,485.26	19,882.08	1,200.00	54,767.34
6	Administrative Services Aide	Administrative Services Aide	Roy SA. Santilices	4	1		24,000.00	6,000.00	1,200.00	2,485.26	19,882.08	1,200.00	54,767.34
7	Senior Corporate Accountant C	Senior Corporate Accountant C	John Kelvin O. Tejada	16	1		24,000.00	6,000.00	1,200.00	6,319.08	50,552.64	1,200.00	89,271.72
8	Senior Accounting Processor B	Senior Accounting Processor B	Harlene Eve H. Tardecilla	10	1		6,000.00	6,000.00	300.00	909.86	7,278.84	300.00	20,788.70
10	Utilities/Customer Service Officer A	Utilities/Customer Service Officer A	Morita Paglinawan	16	1		24,000.00	6,000.00	1,200.00	6,319.08	50,552.64	1,200.00	89,271.72
11	Utilities/Customer Service Assistant B	Utilities/Customer Service Assistant B	Kristine Kay Balingbing	10	1		6,000.00	6,000.00	300.00	909.86	7,278.84	300.00	20,788.70
13	Cashier A	Cashier A	Ritchie T. Liz	16	1		24,000.00	6,000.00	1,200.00	6,319.08	50,552.64	1,200.00	89,271.72
14	Cashier D	Cashier D	Vacant	10	1		18,000.00	6,000.00	1,200.00	3,032.85	21,836.52	1,200.00	51,269.37
15	Collection Assistant	Collection Assistant	Limuel Abainza	6	3		24,000.00	6,000.00	1,200.00	2,837.34	22,698.72	1,200.00	57,936.06
16	Senior Engineer A	Senior Engineer A	Aileen Buenaobra	16	2		24,000.00	6,000.00	1,200.00	6,393.96	51,151.68	1,200.00	89,945.64
18	Senior Water Maintenance Man Head	Senior Water Maintenance Man Head	Vacant	16	1		24,000.00	6,000.00	1,200.00	6,393.96	51,151.68	1,200.00	89,945.64
19	Water/Sewerage Maintenance Man A	Water/Sewerage Maintenance Man A	Ramon Ril	8	3		24,000.00	6,000.00	1,200.00	3,165.21	25,321.68	1,200.00	60,886.89
20	Water/Sewerage Maintenance Man B	Water/Sewerage Maintenance Man B	Emmanuel Diestro	6	1		24,000.00	6,000.00	1,200.00	3,165.21	22,440.60	1,200.00	58,005.81
21	Water/Sewerage Maintenance Man C	Water/Sewerage Maintenance Man C	Ramel Naval	4	1		24,000.00	6,000.00	1,200.00	2,494.85	19,958.76	1,200.00	54,853.61
22	Water/Sewerage Maintenance Man C	Water/Sewerage Maintenance Man C	Geronimo	4	1		24,000.00	6,000.00	1,200.00	2,494.85	19,958.76	1,200.00	54,853.61
23	Water/Sewerage Maintenance Man C	Water/Sewerage Maintenance Man C	Ramel Naval	4	1		6,000.00	6,000.00	900.00	2,504.52	5,009.04	900.00	21,313.56
24	Water Resources Facilities Tender B	Water Resources Facilities Tender B	Dennis Geronimo	4	3		6,000.00	6,000.00	300.00	630.90	5,047.20	300.00	18,278.10
25	Administrative/General Services Officer A	Administrative/General Services Officer A		16	1		18,000.00		900.00	4,739.31	37,914.48	900.00	62,453.79
26	Administration Services Assistant B	Administration Services Assistant B		10	1		18,000.00		900.00	2,729.57	21,836.52	900.00	44,366.09
27	Senior Accounting Processor A	Senior Accounting Processor A		12	1		18,000.00		900.00	3,306.83	26,454.60	900.00	49,561.43
28	Engineering Aide A	Engineering Aide A		6	1		18,000.00		900.00	2,939.76	23,518.08	900.00	46,257.84
29	Engineering Aide A	Engineering Aide A		6	1		18,000.00		900.00	2,939.76	23,518.08	900.00	46,257.84
30	Senior Water/Sewerage Maintenance Man A	Senior Water/Sewerage Maintenance Man A		12	1		18,000.00		900.00	3,306.83	26,454.60	900.00	49,561.43
31	Water/Sewerage Maintenance Man B	Water/Sewerage Maintenance Man B		6	1		18,000.00		900.00	2,939.76	23,518.08	900.00	46,257.84
32	Water Facilities Operator A	Water Facilities Operator A		8	1		18,000.00		900.00	2,363.18	18,905.40	900.00	41,068.58
32	Water Facilities Operator A	Water Facilities Operator A		8	1		6,000.00	6,000.00	300.00	630.90	5,047.20	300.00	18,278.10
33	Water Facilities Operator B	Water Facilities Operator B		6	1		18,000.00		900.00	2,204.82	17,638.56	900.00	39,643.38
34	Water Facilities Operator B	Water Facilities Operator B		6	1		18,000.00		900.00	2,204.82	17,638.56	900.00	39,643.38
						204,000.00	**588,000.00**	**126,000.00**	**30,300.00**	**105,829.24**	**902,907.36**	**30,300.00**	**1,987,336.60**

Prepared By:

KRISTINE KAY T. BALINGBING
Utilities/CSA B

Approved By:

ENGR. RODOLFO A. JIMENEZ, JR.
General Manager

MAINTENANCE AND OTHER OPERATING EXPENSES

Account Name	FY 2018 Actual	FY 2019 Budget	FY 2019 Estimated	FY 2020 Budget	FY2020 Change	% Change
Traveling Expenses - Local	Php 188,452.81	Php 252,542.57	Php 156,973.53	Php 149,171.32	Php (7,802.21)	-5%
Training Expenses	303,054.36	798,693.60	347,011.94	638,760.00	Php 291,748.06	84%
Supplies and Materials Expenses	588,061.55	1,082,642.67	726,984.51	1,044,829.50	Php 317,844.99	44%
Electricity Expenses	460,257.51	607,479.19	496,601.04	805,000.00	Php 308,398.96	62%
Communication Expenses	129,544.53	170,688.00	138,404.03	183,840.00	Php 45,435.97	33%
Membership Dues and Cont. to Org.	1,090.91	39,816.00	11,992.36	45,000.00	Php 33,007.64	275%
Awards and Indemnities	5,600.00	5,000.00	-	-	Php -	
Advertising Expenses					Php -	
Printing, Binding & Rep. Expenses	661.37	64,300.00	1,178.18	1,000.00	Php (178.18)	-15%
Rent Expenses	6,000.00	18,000.00	12,000.00	12,000.00	Php -	0%
Representation Expenses	33,623.67	85,170.00	59,157.28	138,200.00	Php 79,042.72	134%
Transportation and Delivery Exp.	716.73	10,000.00	295.58	-	Php (295.58)	-100%
Professional Expenses	398,991.61	525,320.00	437,692.73	542,860.00	Php 105,167.27	24%
Repairs & Maintenance Expenses	439,317.35	972,473.58	498,469.54	1,586,795.34	Php 1,088,325.80	218%
Semi-Expendable F&F-Expense		4,500.00		-	Php -	
Donations		6,000.00		6,000.00	Php 6,000.00	
Miscellaneous Expenses	-		-		Php -	
Taxes, Insurance Prem.& other Fees	579,409.53	905,382.00	538,760.84	838,800.00	Php 300,039.16	56%
Research,Exploration & Dev. Expense		20,000.00	2,077.09	20,000.00	Php 17,922.91	863%
Other Maint. & Operating Exp.	1,618,264.05	2,904,336.80	1,617,161.29	2,453,036.22	Php 835,874.93	52%
Total	**Php 4,753,045.98**	**Php 8,472,344.41**	**Php 5,044,759.93**	**Php 8,465,292.38**	**Php 3,420,532.45**	**68%**

Prepared By:

HARLENE EVE T. RAMIREZ
Senior Accounting Processor B

Approved By:

ENGR. RODOLFO A. JIMENEZ, JR.
General Manager

SUPPLIES AND MATERIALS EXPENSES

Account Name	FY 2018 Actual	FY 2019 Budget	FY 2019 Estimated	FY 2020 Budget	FY2020 Change	% Change
Office Supplies Expenses	160,097.41	239,994.25	149,819.57	211,582.90	61,763.33	41.23
Accountable Forms Expenses	153,690.82	208,000.00	158,974.63	180,000.00	21,025.37	13.23
Fuel, Oil & Lubricants Expense	117,275.51	268,846.62	170,417.76	329,039.60	158,621.84	93.08
Chemical & Filtering Supplies Expense	131,406.53	197,109.80	142,954.40	200,000.00	57,045.60	39.90
Other Supplies & Materials Expenses	24,721.03	165,441.50	103,014.06	120,207.00	17,192.94	16.69
Drugs & Medicine Expense	870.25	3,250.50	1,804.09	4,000.00	2,195.91	121.72
Total	Php 588,061.55	Php 1,082,642.67	Php 726,984.51	Php 1,044,829.50	Php 317,844.99	43.72
Total						

Prepared By:

HARLENE EVE T. RAMIREZ
Senior Accounting Processor B

Approved By:

ENGR. RODOLFO A. JIMENEZ, JR.
General Manager

COMMUNICATION EXPENSES

Account Name	FY 2018 Actual	FY 2019 Budget	FY 2019 Estimated	FY 2020 Budget	FY 2020 Change	% Change
Postage and Deliveries	4,924.36	21,160.00	5,520.18	13,560.00	8,039.82	146%
Telephone Expenses - Landline	101,946.71	130,520.00	113,875.81	140,280.00	26,404.19	23%
Internet Expenses	22,673.45	19,008.00	19,008.03	30,000.00	10,991.97	58%
Total	**Php 129,544.53**	**Php 170,688.00**	**Php 138,404.03**	**Php 183,840.00**	**45,435.97**	**33%**

Prepared By:

HARLENE EVE T. RAMIREZ
Senior Accounting Processor B

Approved By:

ENGR. RODOLFO A. JIMENEZ, JR.
General Manager

PROFESSIONAL EXPENSES

Account Name	FY 2018 Actual	FY 2019 Budget	FY 2019 Estimated	FY 2020 Budget	FY 2020 Change	% Change
Auditing Services	66,550.00	80,000.00	80,000.00	90,000.00	10,000.00	13%
Legal Services	4,336.36	6,560.00	3,545.45	6,600.00	3,054.55	86%
Board Mem.Allowance & other Benefit	122,776.36	383,760.00	354,147.27	383,760.00	29,612.73	8%
Other Professional Services	2,000.00	5,000.00	-	2,500.00	2,500.00	
Consultancy Services		50,000.00	-	60,000.00	60,000.00	
Total	Php 195,662.73	Php 525,320.00	Php 437,692.73	Php 542,860.00	Php 105,167.27	24%

Prepared By:

HARLENE EVE T. RAMIREZ
Senior Accounting Processor B

Approved By:

ENGR. RODOLFO A. JIMENEZ, JR.
General Manager

REPAIRS & MAINTENANCE EXPENSES

Account Name	FY 2018 Actual	FY 2019 Budget	FY 2019 Estimated	FY 2020 Budget	FY 2020 Change	% Change
Repairs & Maint. -Land Improvements						
Repairs & Maint. -UPIS	372,212.76	542,032.18	392,609.92	541,651.94	149,042.02	38%
Repairs & Maint. -Office Buildings	13,804.36	135,541.40	20,410.15	609,469.40	589,059.25	2886%
Repairs & Maint. -Office Equipment	2,985.64	75,800.00	8,037.70	43,420.00	35,382.30	440%
Repairs & Maint -Furniture & Fixt.	-	2,000.00	-	-	-	
Repairs & Maint. -IT Equip. and Soft.	130.91	42,100.00	29,873.45	85,950.00	56,076.55	188%
Repairs & Maint. - Machinery Equipmen	30,712.04	90,000.00	1,301.77	99,424.00	98,122.23	7538%
Repairs & Maint. - Comm. Equipment		15,000.00	-	15,000.00	15,000.00	
Repairs & Maint - Motor Vehicles	19,471.64	70,000.00	46,236.55	131,880.00	85,643.45	185%
Repairs & Maint. - Other PPE	-		-	60,000.00	60,000.00	
Total	Php 439,317.35	Php 972,473.58	Php 498,469.54	Php 1,586,795.34	1,088,325.80	218%

Prepared By:

HARLENE EVE T. RAMIREZ
Senior Accounting Processor B

Approved By:

ENGR. RODOLFO A. JIMENEZ, JR.
General Manager

REPAIR & MAINTENANCE - INFRASTRUCTURE ASSET-UPIS

Account Name	FY 2018 Actual	FY 2019 Budget	FY 2019 Estimated	FY 2020 Budget	FY 2020 Change	% Change
Repair & Maintenance -IWSS	-	-	-	-	-	-
A. Source of Supply Plant						
Collecting & Impounding Res- Source						
Other Source of Supply-Flowmeter						
Other Source of Supply-Filter						
B. Transmission and Distribution Plant	368,581.99	437,032.18	392,609.92	506,651.94	114,042.02	29%
Pipelines Trans Line/ Pipelines Dist Line	247,198.89	250,999.01	241,733.08	374,337.90	132,604.82	55%
Reservoir and Tanks		57,000.00	23,452.25	27,000.00	- 3,547.75	
Service Connection	121,383.10	114,633.17	127,424.59	104,314.04	(23,110.55)	-18%
Meters		14,400.00		1,000.00	1,000.00	
Hydrant						
Others						
Total (Php)	368,581.99	437,032.18	392,609.92	506,651.94	114,042.02	29%

Prepared By:

HARLENE EVE T. RAMIREZ
Senior Accounting Processor B

Approved By:

ENGR. RODOLFO A. JIMENEZ, JR.
General Manager

REPAIR & MAINTENANCE - MACHINERY

Account Name	FY 2018 Actual	FY 2019 Budget	FY 2019 Estimated	FY 2020 Budget	FY2020 Change	% Change
Repair & Maintenance -Machinery						
A. Pumping Plant						
Power Production Equipment	30,712.04	1,000.00	-	10,424.00	10,424.00	
Pumping Equipment		89,000.00	1,301.77	89,000.00	87,698.23	6737%
Other Pumping Plant						
B. Water Treatment Plant						
Water treatment Plant		105,000.00	23,848.75	35,000.00	11,151.25	47%
Power Production Equipment						
Total (Php)	**30,712.04**	**195,000.00**	**25,150.52**	**134,424.00**	**109,273.48**	**6784%**

Prepared By:

HARLENE EVET. RAMIREZ
Senior Accounting Processor B

Approved By:

ENGR. RODOLFO A. JIMENEZ, JR.
General Manager

TAXES, INSURANCE PREMIUMS AND OTHER FEES

Account Name	FY 2018 Actual	FY 2019 Budget	FY 2019 Estimated	FY 2020 Budget	FY 2020 Change	% Change
Taxes, Duties and Licenses	532,202.44	792,382.00	477,180.01	742,800.00	265,619.99	34%
Fidelity Bond Premiums	13,290.57	20,000.00	19,583.24	35,000.00	15,416.76	77%
Insurance Expenses	33,916.52	93,000.00	41,997.59	61,000.00	19,002.41	20%
Total	**Php 579,409.53**	**Php 905,382.00**	**Php 538,760.84**	**Php 838,800.00**	**300,039.16**	**33%**

Prepared By:

HARLENE EVE T. RAMIREZ
Senior Accounting Processor B

Approved By:

ENGR. RODOLFO A. JIMENEZ, JR.
General Manager

OTHER MAINTENANCE & OPERATING EXPENSES

Account Name	FY 2018 Actual	FY 2019 Budget	FY 2019 Estimated	FY 2020 Budget	FY 2020 Change	% Change
Water Expense	54,749.52	67,659.60	53,970.22	72,968.00	18,997.78	35%
Other General Services	149,588.73	217,296.00	188,713.09	211,728.30	23,015.21	12%
Security Services	176,516.52	188,000.00	176,516.52	193,200.00	16,683.48	9%
Job Order	1,440,738.16	2,431,381.20	1,197,961.46	1,931,339.92	733,378.46	61%
Advertising,Promotional & Marketing Expense				30,000.00	30,000.00	
Others				13,800.00	13,800.00	
Total	Php 1,821,592.93	Php 2,904,336.80	Php 1,617,161.29	Php 2,453,036.22	835,874.93	52%

Prepared By:

HARLENE EVE T. RAMIREZ
Senior Accounting Processor B

Approved By:

ENGR. RODOLFO A. JIMENEZ, JR.
General Manager

CAPITAL OUTLAYS OBLIGATIONS, BY OBJECT OF EXPENDITURES

FY 2020 (Proposal)

NAME OF PROJECT	Irrigation & Water Systems & Struct.					Other PPE							
	Construction In Progress-Infrastructure Assets	Construction Materials Inventory	Construction In Progress-Buildings and Other Structures	Information and Communication Technology Equipment	Office Equipment	Other Property Plant & Equipment	Plant-Utility Plant In Service (UPIS)UPIS-Meters	Semi-Expendable ICT	Semi-Expendable F&F	Semi Expendable Office Equipment	Semi Expendable Communication Equipment	Transportation Equipment	Accountable Forms Inventory
	(Php)	(Php)	(Php)	(Php)	(Php)	(Php)	(Php)	(Php)	(Php)	(Php)	(Php)	(Php)	(Php)
CAPITAL FACILITIES PROJECT:													
A. Pipe laying Expansion													
Pipe laying expansion of 4"Ø, 3"Ø & 2"Ø DL 7,192 LM from Puro-batia to Uson	3,332,556.60												
Pipe laying expansion of 6"Ø TL & 4"Ø DL 2,857 LM from San Isidro to Sibulo	2,716,777.86												
Pipe laying expansion of 2"Ø DL 755 LM at Zone 2 & 3, Benadion	317,638.28												
Pipe laying expansion of 2"Ø DL 345 LM at Donawan	197,643.78												
Pipe laying expansion of 6"Ø TL 5,342 LM, Source Impvt., Const. of Pressure breaker Mambulo Nuevo (Nat'l. Highway to Minsero Cave)	4,600,000.00												
Pipe laying expansion of 3"Ø & 2"Ø DL 5,647 LM at Mambulo Nuevo	3,005,340.86												
220cu.m. Concrete Water Storage Tank at Padios	3,000,513.50												
Relocation of Dist. Line along Naubod 1 & 2 bridges	203,746.88												
B. Project Construction Maintenance													
Construction of Calibration Facility			180,000.00										
Perimeter Fence for Guard House @ Source & Old Pressure Breaker Tank			250,000.00										
DMA 2020			400,000.00										
SUB-TOTAL													
CAPITAL PURCHASES:													
1 Computer Desktop,Desktop/Laptop (High-End),Android Phone,Network Server,Data Logger				785,000.00									
2. Printer Epson L120/Ribbon/Colored with Scanner,UPS,Mobile PrinterExternal Hard Disk/4TB,Monitor Touch Screen,CCTV Camera,Smart Phone,Tablet (5)								169,500.00					
3.Midback Swivel Task Chair (8),Steel Cabinet,Reception Desk Chair,									48,000.00				
4.Safety Vault, Money Counter,Coffee Dispenser,Emergency Lights										60,500.00			
5.Portable Radio											20,000.00	-	
6.Meters-New (250pcs),Meters- Old (1250pcs)							762,000.00						
7.Ultra Sonic Flow Meter,Powersaw Blade,Pipe Wrench 10",12",14",Grascutter,Concrete Cutter Blade 14"						240,000.00							
8. Projector					50,000.00								
9. Direct Purchase,Charge to Water Bill,New Service Connection		4,411,372.02											
10.Lorry Truck												1,500,000.00	
11.Official Receipts												-	180000
SUB-TOTAL													
GRAND TOTAL	17,374,217.87	4,411,372.02	830,000.00	785,000.00	50,000.00	240,000.00	762,000.00	169,500.00	48,000.00	60,500.00	20,000.00	1,500,000.00	180,000.00

Prepared by:

ENGR. RODOLFO A. JIMENEZ, JR.
General Manager

Pipelaying Expansion-Construction in Progress-Infrastructure Assets
YEAR 2020

Fiscal Year 2020 Capital Expenditure

Brief Description	**Pipelaying Expansion-Construction in Progress-Infrastructure Assets**		
Project Number	**2020-01**	**Schedule**	**2020**
Account Number	**Construction in Progress-Infrastructure Assets** **1 06 99 020**	**Department**	**Engineering**

FY20	**17,374,217.87**	√	**New**
FY19			**Replacemnent**
Future Year Amounts			**Repair**
Total Project Costs	**Php 17,374,217.87**		

Item is: (check one box)

Description of item(s)	Pipe laying expansion of 4"Ø, 3"Ø & 2"Ø DL 7,192 LM from Puro-batia to Uson Pipe laying expansion of 6"Ø TL & 4"Ø DL 2,857 LM from San Isidro to Sibujo Pipe laying expansion of 2"Ø DL 755 LM at Zone 2 & 3, Bagadion Pipe laying expansion of 2"Ø DL 345 LM at Danawan Mambulo Nuevo (Nat'l. Highway to Minsoro Cave) Pipe laying expansion of 3"Ø & 2"Ø DL 5,647 LM at Mambulo Nuevo 220cu.m. Concrete Water Storage Tank at Padlos Relocation of Dist. Line along Naubod 1 & 2 bridges

Why is this needed?	LIWAD's mission to expand its services Increase its revenue Improve services

Consequences of not being purchased	Services will not be extended to other areas Projected water sales will not be met

ENGR. RODOLFO A. JIMENEZ, JR.
General Manager

Fiscal Year 2020 Capital Expenditure

Brief Description	**Construction Materials Inventory**		
Project Number	**2020-01**	**Schedule**	**2020**
Account Number	**Construction Materials Inventory 1-04-04-130**	**Department**	**General Services**

FY20	**Php 4,411,372.02**
FY19	
Future Year Amounts	
Total Project Costs	**Php 4,411,372.02**

Item is: (check one box)

- [√] **New**
- [ ] **Replacemnent**
- [ ] **Repair**

Description of item(s)	Direct Purchase Charge to Water Bill New Service Connection
Why is this needed?	Increase its revenue Improve services
Consequences of not being purchased	Projected water sales will not be met

ENGR. RODOLFO A. JIMENEZ, JR.
General Manager

Fiscal Year 2020 Capital Expenditure

Brief Description	**Construction in Progress-Buildings and Other Structures**		
Project Number		**Schedule**	**2020**
Account Number	**Construction in Progress-Buildings and Other Structures 1 06 99 030**	**Department**	**Production**

FY20	**Php 830,000.00**	**Item is: (check one box)**	
FY19		√	**New**
Future Year Amounts			**Replacemnent**
Total Project Costs	**Php 830,000.00**		**Repair**

Description of item(s)	Construction of Calibration Facility Perimeter Fence for Guard House @ Source & Old Pressure Breaker Tank DMA 2020
Why is this needed?	Increase employee's productivity Increase its revenue Improve services
Consequences of not being purchased	Projected water sales will not be met

ENGR. RODOLFO A. JIMENEZ, JR.
General Manager

Fiscal Year 2020 Capital Expenditure

Brief Description	**Purchase of Information and Communication Technology Equipment**		
Project Number		**Schedule**	**2020**
Account Number	**Information and Communication Technol 1-06-05-030**	**Department**	

FY20	**Php 785,000.00**	√	**New**
FY19			**Replacemnent**
Future Year Amounts			**Repair**
Total Project Costs	**Php 785,000.00**		

Item is: (check one box)

Description of item(s)	Computer Desktop Desktop/Laptop (High-End) Android Phone Network Server Data Logger Tablet
Why is this needed?	Increase employee's productivity
Consequences of not being purchased	Delay of works

ENGR. RODOLFO A. JIMENEZ, JR.
General Manager

Fiscal Year 2020 Capital Expenditure

Brief Description	**Purchase of Office Equipment**		
Project Number		**Schedule**	**2020**
Account Number	**Office Equipment** **1 06 05 020**	**Department**	**General Services**

FY20	**Php 50,000.00**	**Item is: (check one box)**	
FY19		√	**New**
Future Year Amounts			**Replacemnent**
Total Project Costs	**Php 50,000.00**		**Repair**

Description of item(s)	Projector
Why is this needed?	Increase employee's productivity
Consequences of not being purchased	

ENGR. RODOLFO A. JIMENEZ, JR.
General Manager

Fiscal Year 2020 Capital Expenditure

Brief Description	**Purchase of Other Property Plant & Equipment**		
Project Number		**Schedule**	**2020**
Account Number	**Other Property Plant & Equipment** **1 06 98 990**	**Department**	**Production**

FY20	**Php 240,000.00**	**Item is: (check one box)**	
FY19		√	**New**
Future Year Amounts			**Replacemnent**
Total Project Costs	**Php 240,000.00**		**Repair**

Description of item(s)	Ultra Sonic Flow Meter, Powersaw Blade, Pipe Wrench 10",12",14", Grascutter Concrete Cutter Blade 14"

Why is this needed?	Increase employee's productivity Increase its revenue Improve services

Consequences of not being purchased	Services will not be extended to other areas Projected water sales will not be met

ENGR. RODOLFO A. JIMENEZ, JR.
General Manager

Fiscal Year 2020 Capital Expenditure

Brief Description	**Plant-Utility Plant in Service (UPIS)-Meters**		
Project Number		**Schedule**	**2020**
Account Number	**Plant-Utility Plant in Service (UPIS)** **1 06 03 110 12**	**Department**	**Production**

FY20	**Php 762,000.00**
FY19	
Future Year Amounts	
Total Project Costs	**Php 762,000.00**

Item is: **(check one box)**

√	**New**
√	**Replacemnent**
	Repair

Description of item(s)	Meters-New (250pcs) Meters- Old (1250pcs)
Why is this needed?	Increase its revenue Improve services
Consequences of not being purchased	Services will not be extended to other areas Projected water sales will not be met

ENGR. RODOLFO A. JIMENEZ, JR.
General Manager

Fiscal Year 2020 Capital Expenditure

Brief Description	**Semi-Expendable Information & Communication Technology Equipment**		
Project Number		**Schedule**	**2020**
Account Number	**Semi-Expendable ICT** **1 04 05 030**	**Department**	

		Item is: (check one box)	
FY20	**Php 169,500.00**	√	**New**
FY19			**Replacement**
Future Year Amounts			**Repair**
Total Project Costs	**Php 169,500.00**		

Description of item(s)	Printer Epson L120/Ribbon/Colored with Scanner, UPS, CCTV Camera Mobile Printer Smart Phone External Hard Disk/4TB Monitor Touch Screen

Why is this needed?	Increase employee's productivity Improve services

Consequences of not being purchased	Delay of works

ENGR. RODOLFO A. JIMENEZ, JR.
General Manager

Fiscal Year 2020 Capital Expenditure

Brief Description	**Semi-Expendable Furniture and Fixtures**		
Project Number		**Schedule**	**2020**
Account Number	**Semi-Expendable Furniture and Fixtures 1-04-06-010**	**Department**	**Accounting,GS,Cash**

FY20	**Php 48,000.00**	√	**New**
FY19			**Replacement**
Future Year Amounts			**Repair**
Total Project Costs	**Php 48,000.00**		

Item is: (check one box)

Description of item(s)	Midback Swivel Task Chair (8) Steel Cabinet, Reception Desk Chair
Why is this needed?	Improves employees performance Organized Workplace
Consequences of not being purchased	

ENGR. RODOLFO A. JIMENEZ, JR.
General Manager

Fiscal Year 2020 Capital Expenditure

Brief Description	Semi Expendable Office Equipment		
Project Number		**Schedule**	2020
Account Number	Semi Expendable Office Equipment 1 04 05 020	**Department**	eneral services,Cas

FY20	Php 60,500.00	**Item is: (check one box)**	
FY19		√	New
Future Year Amounts			Replacement
Total Project Costs	Php 60,500.00		Repair

Description of item(s)	Safety Vault Money Counter Coffee Dispenser Emergency Lights
Why is this needed?	Improve services Increase employee's productivity
Consequences of not being purchased	

ENGR. RODOLFO A. JIMENEZ, JR.
General Manager

Fiscal Year 2020 Capital Expenditure

Brief Description	Semi Expendable Communication Equipment		
Project Number		Schedule	2020
Account Number	Semi Expendable Communication Equipn 1 04 05 070	Department	Production

FY20	Php	20,000.00
FY19		
Future Year Amounts		
Total Project Costs	Php	20,000.00

Item is: (check one box)

- [√] New
- [ ] Replacement
- [ ] Repair

Description of item(s)	Portable Radio
Why is this needed?	Improve services
Consequences of not being purchased	

ENGR. RODOLFO A. JIMENEZ, JR.
General Manager

Fiscal Year 2020 Capital Expenditure

Brief Description	**Transportation Equipment -Motor Vehicles**		
Project Number		**Schedule**	**2020**
Account Number	**Transportation Equipment -Motor Vehicle 1 06 06 010**	**Department**	**Production**

FY20	**Php 1,500,000.00**
FY19	
Future Year Amounts	
Total Project Costs	**Php 1,500,000.00**

Item is: (check one box)

- [√] **New**
- [ ] **Replacement**
- [ ] **Repair**

Description of item(s)	Lorry Truck
Why is this needed?	Improve services Increase its revenue Improve services
Consequences of not being purchased	Services will not be extended to other areas Projected water sales will not be met

ENGR. RODOLFO A. JIMENEZ, JR.
General Manager

Fiscal Year 2020 Capital Expenditure

Brief Description	Accountable Forms Inventory		
Project Number		Schedule	2020
Account Number	Accountable Forms Inventory 1-04-04-020	Department	Cash & Collecton

FY20	Php 180,000.00
FY19	
Future Year Amounts	
Total Project Costs	Php 180,000.00

Item is: (check one box)

- [√] New
- [ ] Replacement
- [ ] Repair

Description of item(s)	Official Receipts
Why is this needed?	Improve services
Consequences of not being purchased	

ENGR. RODOLFO A. JIMENEZ, JR.
General Manager

STATEMENT OF RECEIVABLES

Fiscal Year 2020(Estimate)

TYPE/DEBTOR CLASS	ACCOUNT CODE	AGE OF ACCOUNT	OUTSTANDING (Beginning)	TRANSACTIONS			OUTSTANDING AS OF 12-31-2020 (Ending)
				Collection Ratio	COLLECTED	GENERATED	
Current Portion							
Accounts Receivables - Customer							
a. Active							
1. Water Sales	639	1-180days	865,357.82	98%	848,050.67	848,050.67	865,357.82
		181days-1year	71,338.38	98%	69,911.61	69,911.61	71,338.38
		1-2years	169.86	100%	169.86	-	-
		2-3years	50.85	100%	50.85	-	-
		3-4years					
		more than 4 years					
			936,916.91	**99%**	**918,182.99**	**917,962.28**	**936,696.20**
2.Others		1-180days	27,584.04	60%	16,550.42	27,032.36	38,065.98
		181days-1year	24,182.36	60%	14,509.41	23,698.71	33,371.65
		1-2years	2,974.36	60%	1,784.61		1,189.74
		2-3years	5,691.32	60%	3,414.79		2,276.53
		3-4years	-		-		-
		more than 4 years	4,684.01	60%	2,810.40		1,873.60
			65,116.08	**60%**	**39,069.65**	**50,731.07**	**76,777.50**
b. Inactive							
1. Water sales	639	1-180days	232,053.00	30%	69,615.90	229,732.47	392,169.57
		181days-1year	35,889.30	10%	3,588.93		32,300.37
		1-2years	36,594.55	10%	3,659.45		32,935.09
		2-3years	69,225.35	5%	3,461.27		65,764.08
		3-4years	27,783.77	5%	1,389.19		26,394.58
		more than 4 years	985,504.51	5%	49,275.23		936,229.29
			1,387,050.48	11%	**130,989.97**	**229,732.47**	**1,485,792.98**
2.Others		1-180days	1,777.18	20%	355.44		1,421.75
		181days-1year	85,135.71	15%	12,770.36		72,365.35
		1-2years	6,954.55	15%	1,043.18		5,911.36
		2-3years	128,345.52	15%	19,251.83		109,093.69
		3-4years	56,873.88	5%	2,843.69		54,030.18
		more than 4 years	255,149.22	2%	5,102.98		250,046.24
			534,236.06	12%	**41,367.48**	-	**492,868.58**
Total Current Portion			**2,923,319.53**		**1,129,610.08**	**1,198,425.81**	**2,992,135.26**

Prepared by:

RITCHIE T. LIZ
Cashier A

Approved by:

ENGR. RODOLFO A. JIMENEZ, JR.
General Manager

STATEMENT OF RECEIVABLES

Fiscal Year 2019(Estimate)

TYPE/DEBTOR CLASS	ACCOUNT CODE	AGE OF ACCOUNT	OUTSTANDING (Beginning)	TRANSACTIONS			OUTSTANDING AS OF 12-31-2019 (Ending)
				Collection Ratio	COLLECTED	GENERATED	
Current Portion							
Accounts Receivables - Customer							
a. Active							
1. Water Sales	639	1-180days	1,153,253.01	97%	1,118,655.42	830,760.23	865,357.82
		181days-1year	64,268.81	97%	62,340.75	69,410.31	71,338.38
		1-2years	5,661.99	97%	5,492.13		169.86
		2-3years	1,695.00	97%	1,644.15		50.85
		3-4years					
		more than 4 years				-	
			1,224,878.81	**97%**	**1,188,132.45**	**900,170.55**	**936,916.91**
2.Others		1-180days	18,389.36	60%	11,033.62	20,228.30	27,584.04
		181days-1year	16,121.57	60%	9,672.94	17,733.73	24,182.36
		1-2years	7,435.89	60%	4,461.53		2,974.36
		2-3years	11,382.64	50%	5,691.32		5,691.32
		3-4years			-		-
		more than 4 years	9,368.01	50%	4,684.01		4,684.01
			62,697.47	**56%**	**35,543.42**	**37,962.02**	**65,116.08**
b. Inactive							
1. Water sales	639	1-180days	140,691.80	30%	42,207.54	133,568.74	232,053.00
		181days-1year	39,877.00	10%	3,987.70		35,889.30
		1-2years	40,660.61	10%	4,066.06		36,594.55
		2-3years	72,868.79	5%	3,643.44		69,225.35
		3-4years	29,246.07	5%	1,462.30		27,783.77
		more than 4 years	1,037,373.17	5%	51,868.66		985,504.51
			1,360,717.44	11%	**107,235.70**	**133,568.74**	**1,387,050.48**
2.Others		1-180days	2,221.48	20%	444.30		1,777.18
		181days-1year	100,159.66	15%	15,023.95		85,135.71
		1-2years	8,181.82	15%	1,227.27		6,954.55
		2-3years	150,994.73	15%	22,649.21		128,345.52
		3-4years	59,867.24	5%	2,993.36		56,873.88
		more than 4 years	260,356.35	2%	5,207.13		255,149.22
			581,781.28	12%	**47,545.22**	-	**534,236.06**
Total Current Portion			**3,230,075.00**		**1,378,456.78**	**1,071,701.31**	**2,923,319.53**

Prepared by:

RITCHIE T. LIZ
Cashier A

Approved by:

ENGR. RODOLFO A. JIMENEZ, JR.
General Manager

STATEMENT OF BORROWINGS

Fiscal Year 2020 (Proposal)

YPE/CREDITOR/LOAN N	DATE OF CONTRACT	MATURITY NO. OF YRS	ORIGINAL AMOUNT OF LOAN IN ORIGINAL CURRENCY	OUTSTANDING BALANCE AS OF 12-31-19	AVAILMENT		DEBT SERVICE		OTHER CHARGES	ESTIMATED OUTSTANDING BALANCE AS OF 12/31/2018
					CURRENT YEAR	CUM	PRINCIPAL	INTEREST		
A. Current Portion										
1. Foreign Loans										
2. Domestic Loans										
- LBP										
Sub-total										
Add: Total Revaluation										
Total Current Portion										
B. Long-Term Portion										
1. Foreign Loans										
2. Domestic Loans										
Regular Loan KfW/LWI	12/15/2004	20 years	2,841,780.81	2,207,336.81			123,263.00	176,437.00		2,084,073.81
Window 3 - LBP	12/15/2004	20 years	17,319,000.00	13,348,675.00			745,444.00	1,066,988.00		12,603,231.00
3. Regular Loan - LWUA	Dec. 2010	15 years	9,972,248.45	4,858,452.45			670,128.00	-		4,188,324.45
4. Local Gov't Unit								-		-
Sub-total							-	-		-
Add: Total Revaluation										
Total Long-Term Portion										
GRAND TOTAL (Php)			30,133,029.26	20,414,464.26	-		1,538,835.00	1,243,425.00		Php 18,875,629.26

Prepared By:

HARLENE EVE T. RAMIREZ
Senior Accounting Processor B

Approved By:

ENGR. RODOLFO A. JIMENEZ, JR.
General Manager

STATEMENT OF BORROWINGS

Fiscal Year 2019 (Proposal)

TYPE/CREDITOR/LOAN NO.	DATE OF CONTRACT	MATURITY (NO. OF YRS)	ORIGINAL AMOUNT OF LOAN IN ORIGINAL CURRENCY	OUTSTANDING BALANCE AS OF 12-31-18	AVAILMENT		DEBT SERVICE		OTHER CHARGES	ESTIMATED OUTSTANDING BALANCE AS OF 12/31/2019
					CURRENT YEAR	CUM	PRINCIPAL	INTEREST		
A. Current Portion										
1. Foreign Loans										
2. Domestic Loans										
- LBP										
Sub-total										
Add: Total Revaluation										
Total Current Portion										
B. Long-Term Portion										
1. Foreign Loans										
2. Domestic Loans										
Regular Loan KfW/LWU	12/15/2004	20 years	2,841,780.81	2,320,925.81			113,589.00	186,111.00		2,207,336.81
Window 3 - LBP	12/15/2004	20 years	17,319,000.00	14,035,623.00			686,948.00	1,125,484.00		13,348,675.00
3. Regular Loan - LWUA	Dec. 2010	15 years	9,972,248.45	5,528,580.45			670,128.00	-		4,858,452.45
4. Local Gov't Unit				-			-	-		-
Sub-total								-		-
Add: Total Revaluation										
Total Long-Term Portion										
GRAND TOTAL (Php)			30,133,029.26	21,885,129.26	-		1,470,665.00	1,311,595.00		Php 20,414,464.26

Prepared By:

HARLENE EVE T. RAMIREZ
Senior Accounting Processor B

Approved By:

ENGR. RODOLFO A. JIMENEZ, JR.
General Manager

STATEMENT OF ACCOUNTS PAYABLE TO EMPLOYEES (Personal Services)

Fiscal Year 2018 (Estimated)

TYPE/CREDITOR CLASS	ACCOUNT CODE	AGE OF ACCOUNT (month)	OUTSTANDING AS OF 1-1-2017 (Beginning)	TRANSACTIONS LIQUIDATED	TRANSACTIONS INCURRED	OUTSTANDING AS OF 12-31-2018 (Ending)
Performance-Based Bonus (2018)	5 01 02 990					284,540.10
Other Bonuses & Allowance (PBI 2018)	5 01 02 990					120,000.00
					Php	404,540.10

Prepared by:

JILYN G. DOTE
Accounting Processor B

Approved by:

ENGR. RODOLFO A. JIMENEZ, JR.
General Manager

STATEMENT OF ACCOUNTS PAYABLE TO SUPPLIERS OR TRADE CREDITORS/ OTHERS

Fiscal Year as of 2019 (Estimated)

TYPE/CREDITOR CLASS	ACCOUNT CODE	AGE OF ACCOUNT (month)	OUTSTANDING AS OF 1-1-2018 (Beginning)	TRANSACTIONS LIQUIDATED	TRANSACTIONS INCURRED	OUTSTANDING AS OF 12-31-2019 (Ending)
Auditing Services (2018)	5-02-11-020		50,506.50			50,506.50
Auditing Services (2019)	5-02-11-020					80,000.00
Membership Dues &Contri. To Org. (PAWD/BIWADA/CaSWADA)	5-02-99-060					28,823.00
Gabriel Peñalosa (Dec.23-26 & 29-31)	5-02-12-990					3,521.63
Ramil Roson (Dec. 27 & 28)	5-02-12-990					1,006.18
CASURECO I	5-02-04-020					28,424.81
CASURECO I (Sitio Ducot12kwh)	5-02-04-020					203.35
CASURECO I (55kwh)	5-02-04-020					584.01
Smart Communication (2019)	5-02-05-020					3,600.00
Taxes,Duties & Licences (2551Q) 4th Quarter	5-02-15-010					135,227.37
Job Order Salary Adjustment	5-02-99-990					12,160.00
Representation Expense (Stakeholder Meeting)	5 02 99 030					22,105.26
PBB 2019	5 01 02 990					437,289.45
PBI 2019	5 01 02 990					120,000.00
R&M-Transportation Equipment	5 02 13 060					15,682.11
Gasoline Expense	5 02 03 090					42,278.62
Other Supplies Expense (ID Lanyard)	5 02 03 990					22,500.00
Training Expense (GM) Reimbursement	5 02 02 010					5,126.00
Other MOOE (JO Production Dec. 2019)	5 02 99 990					8,786.35
						1,017,824.64

Prepared by:

JILYN G. BOTE
Accounting Processor B

Approved by:

ENGR. RODOLFO A. JIMENEZ, JR.
General Manager

STATEMENT OF ACCOUNTS PAYABLE TO SUPPLIERS OR TRADE CREDITORS

Fiscal Year 2020 (Estimated)

TYPE/CREDITOR CLASS	ACCOUNT CODE	AGE OF ACCOUNT (month)	OUTSTANDING AS OF 1-1-2018 (Beginning)	TRANSACTIONS LIQUIDATED	TRANSACTIONS INCURRED	OUTSTANDING AS OF 12-31-2019 (Ending)
SUPPLIER:						
Land (2016)	1 06 01 010		23,000.00			
Various Supplier (2014-2016)			232,946.12			
Conner Chemicals & Trading Enterprises (2019-11-0240)	5 02 03 130					3,750.00
GTSG Marketing (2019-11-0234)	1-04-04-130					25,210.00
Ivanka Trading (2019-11-0233)	1-04-04-130					8,897.00
Prince & Pearl Hardware & Construction Supply (2019-11-0239)	1-04-04-130					4,574.00
GTSG Marketing (2019-10-0211)	1-04-04-130					130,520.00
3GX Solutions (2019-10-0201)	1 04 05 030 1 06 05 020					57,075.00
Constech Asia Corporation (2019-10-0209)	1-04-04-130					42,500.00
Prince & Pearl Hardware & Construction Supply (2019-10-0193)	1-04-04-130					3,826.00
Prince & Pearl Hardware & Construction Supply (2019-11-0232)	1-04-04-130					3,655.00
Bonings Trading (2019-11-0246)	1 04 05 020					10,394.95
Myca Ann Auto Supply (2019-12-0282 REV1)	1 06 05 010					19,333.33
			Php 255,946.12			**Php 565,681.40**

Prepared by:

JILYN G. DOTE
Accounting Processor B

Approved by:

ENGR. RODOLFO A. JIMENEZ, JR.
General Manager

PROJECTED PAYABLES for 2019

CAPITAL OUTLAY	BUDGET	PROJECTED PAYABLES 2019
LIBMANAN WATER DISTRICT CAPITAL FACILITIES PROJECT		
. PROJECT CONSTRUCTION MAINTENANCE	**10,038.00**	
Fabrication of Additional Space for Records	10,038.00	*4,574.00*
CAPITAL PURCHASES:		
CONSTRUCTION MATERIALS INVENTORY	**2,540,647.00**	
Direct Purchase	482,705.00	*145,884.00*
Charge to Water Bill	535,301.00	*67,000.00*
New Service Conncetion	1,522,641.00	*261,700.00*
INFORMATION & COMM. TECHNOLOGY EQUIPMENT	**205,000.00**	
Bar Code Scanner	40,000.00	*6,179.00*
Mobile Printer	90,000.00	*42,456.00*
Security Equipment(PRODUCTION)	75,000.00	*63,200.00*
IP Phone to NVR 16 Channel Bay	24,000.00	*20,900.00*
COMPUTER SOFTWARE	**70,000.00**	
Software	70,000.00	*70,000.00*
OFFICE EQUIPMENT	**120,000.00**	
LED TV 32" (3 unit)	120,000.00	*44,775.00*
MACHINERY & EQUIPMENT	**770,000.00**	
Gen Set	770,000.00	*768,000.00*
SEMI-EXPENDABLE DISASTER RESPONSE & RESCUE EQUIPMENT	**10,000.00**	
Fire Extinguisher (2)	10,000.00	*4,452.00*
SEMI-EXPENDABLE OFFICE EQUIPMENT	**10,000.00**	
Printer (Cash)	10,000.00	*4,980.00*
SEMI-EXPENDABLE INFORMATION & COMMUNICATION TECH.	**12,000.00**	
UPS(2)	12,000.00	*10,891.00*
Printer Server & IPPBX Server to Harddisk 4TB	27,000.00	*20,340.00*
SEMI-EXPENDABLE FURNITURE & FIXTURES	**30,000.00**	
Steel Cabinet(3)	30,000.00	*10,394.95*
Total	**3,777,685.00**	**1,545,725.95**

Total Payables PPE **1,545,725.95**

PROJECTED CIP's PAYABLES for 2019

Continuing Projects of 2018 & 2019

CIP No.	2018 PROJECTS	Budget	December JEV	December CDV	P.O Undelivered	Expenses As of December,2019 Balances	
18-0001	Pipe Laying Expansion-San Juan to Umalo	2,839,030.54	81,295.69			185,010.03	
18-0002	Pipe Laying Expansion -Palong TL	2,384,808.89	11,825.37		16,358.00	423,361.29	
18-0003	Reloc of DL Along Nagkupa Bridge Tinaquihan 2018	129,796.77	8,636.80			107,185.91	
18-0004	Solar Power System	47,100.54				-	CLOSED
18-0005	DMA Flow Meter 2018	197,200.00				31,409.36	
18-0006	Pipe Laying Expansion-Malbogon	140,000.00					CLOSED
18-0007	Lot Dumping Perimeter Fence & Gate/Land Impvt.	1,439,721.68	50,010.02	1,129.29	87,358.50	71,887.58	
18-0008	Automation Valving System	155,000.00				80,305.00	
18-0009	GSM Data Logger (Production)	120,000.00				100,752.91	
18-0010	Tank Concrete Foundation-San Juan	728,908.56	21,480.46		102,744.00	326,737.43	
18-0011	Construction of Office Bldg. & Pumping Station	594,147.75	80,690.78	2,818.69	29,499.42	- 70,007.42	
18-0012	Design,Supply & Delivery (600 cu.m WST)	4,500,000.00	20,115.20	1,272.00		686,312.07	
	TOTAL:	**13,275,714.73**	**274,054.32**	**5,219.98**	**235,959.92**	**1,942,954.16**	-
	2019 PROJECTS	Budget	December JEV	December CDV	P.O Undelivered	Expenses As of December,2019	
19-0001	Pipe Laying & Fittings for Pumps & Tanks-San Juan	2,601,636.01	120,386.12	799.30	1,135,822.00	1,291,945.20	
19-0002	Pipe Laying Expansion 2019 -Labao	400,000.00				-	CLOSED
19-0003	Improvement of Cubicle & Customer Counter	200,000.00		3,599.00		88,341.56	
19-0004	Pipe Laying Expansion 2019-Palong to Mambulo	7,015,337.43	81,553.93		502,191.10	1,882,028.56	
19-0005	DAM	192,000.00					
19-0006	Spring Source Security Facility-Guard House	135,000.00		2,604.17	52,479.00	18,843.96	
19-0007	LIWAD Clariwash Filtration System	600,000.00		6,398.74	47,080.00	546,441.26	
19-0008	Monopole Commucication Antenna	120,000.00			29,770.00	90,230.00	
19-0009	Pipe Laying Expansion 2019-Mambulo to San Vicen	6,034,303.97	677,955.09	92,830.00	672,975.02	4,078,498.97	
19-0011	Wide Are Network- (San Juan & Palong)	228,859.98			58,000.00	170,859.98	
	TOTAL:	**17,527,137.39**	**879,895.14**	**106,231.21**	**2,498,317.12**	**8,167,189.49**	-

Total Payable CI **10,110,143.65**

STAFFING SUMMARY & DETAILS OF SALARIES - CASUAL

Authorized No. of Positions per Approved Position Allocation List											
Item No.	Authorized Positions Title	Name of Incumbent	Grade	Step	Basic Salary	Cash Gift	Year-end Bonus	13th month Bonus	Others* PEI	Others* PBB	Total Personal Services Cost
2	Admin Aide IV (Electrician I)	Christopher Berin	4	1	41,421.00					-	41,421.00
4	Admin Aide IV (Mech. Plant Operator)	Francis Penaredondo	4	1	165,684.00	5,000.00	13,807.00	13,807.00	5,000.00	8,974.55	212,272.55
6	Admin Aide IV (Clerk II)	Dave Alipante	4	1	41,421.00					-	41,421.00
7	Admin Aide IV (Accounting Clerk I)	John Kelvin Tejada	4	1	41,421.00			13,807.00		-	55,228.00
8	Admin Aide IV (Clerk II)	Jestine Sapo	4	1	41,421.00					-	41,421.00
9	Admin Aide IV (Mech. Plant Operator)	Rodrigo De Luna Jr.	4	1	41,421.00					-	41,421.00
10	Admin Aide I (Utility Worker I)	Jofran Salazar	1	1	138,612.00	5,000.00	11,551.00	11,551.00	5,000.00	7,508.15	179,222.15
10	Admin Aide I (Utility Worker I)	Cesar	1	1	138,612.00					-	138,612.00
13	Admin Aide I (Utility Worker I)	Roberto Reyes	1	1	138,612.00	5,000.00	11,551.00	11,551.00	5,000.00	7,508.15	179,222.15
14	Admin Aide I (Utility Worker I)	Francis Galvez	1	1	138,612.00	5,000.00	11,551.00	11,551.00	5,000.00	7,508.15	179,222.15
15	Admin Aide I (Utility Worker I)	R/M	1	1	138,612.00	5,000.00	11,551.00	11,551.00	5,000.00	7,508.15	179,222.15
16	Admin Aide IV (Clerk II)	for draftsman	4	1	124,263.00	5,000.00	13,807.00		5,000.00	8,974.55	157,044.55
17	Admin Aide IV (Clerk II)	for secretary	4	1	124,263.00	5,000.00	13,807.00		5,000.00	8,974.55	157,044.55
18	Admin Aide IV (Clerk II)	for watershed	4	1	124,263.00	5,000.00	13,807.00	11,551.00	5,000.00	8,974.55	168,595.55
	Total				**1,438,638.00**	**40,000.00**	**101,432.00**	**85,369.00**	**40,000.00**	**65,930.80**	**1,771,369.80**

Prepared by:

KRISTINE KAY T. BALINGBING
Utilities/CSA B

Approved by:

ENGR. RODOLFO A. JIMENEZ, JR.
General Manager

OTHER COMPENSATION AND BENEFITS

Authorized No. of Approved Position												
Item No.	Authorized Positions Title	Name of Incumbent	Grade	Step	RATA	PERA	Uniform/ Clothing Allowance	PAG-IBIG Premium	Philhealth Contri-bution	Retirement & Life Insurance Premium	EC	Total Personal Services Cost
2	Admin Aide IV (Electrician I)	Christopher Berin	4	1		6,000.00	6,000.00	300.00	621.32	4,970.52	300.00	18,191.84
4	Admin Aide IV (Mech. Plant Operator)	Francis Penaredondo	4	1		6,000.00	6,000.00	1,200.00	2,485.26	19,882.08	1,200.00	36,767.34
6	Admin Aide IV (Clerk II)	Dave Alipante	4	1		6,000.00		300.00	621.32	4,970.52	300.00	12,191.84
7	Admin Aide IV (Accounting Clerk I)	John Kelvin Tejada	4	1		6,000.00		300.00	1,242.63	4,970.52	300.00	12,813.15
8	Admin Aide IV (Clerk II)	Jestine Sapo	4	1		6,000.00		300.00	621.32	4,970.52	300.00	12,191.84
9	Admin Aide IV (Mech. Plant Operator)	Rodrigo De Luna Jr.	4	1		6,000.00		300.00	621.32	4,970.52	300.00	12,191.84
10	Admin Aide I (Utility Worker I)	Jofran Salazar	1	1		24,000.00	6,000.00	1,200.00	2,079.18	16,633.44	1,200.00	51,112.62
10	Admin Aide I (Utility Worker I)	Cesar	1	1		6,000.00	6,000.00	300.00	519.80	16,633.44	300.00	29,753.24
13	Admin Aide I (Utility Worker I)	Roberto Reyes	1	1		24,000.00	6,000.00	1,200.00	2,079.18	16,633.44	1,200.00	51,112.62
14	Admin Aide I (Utility Worker I)	Francis Galvez	1	1		24,000.00	6,000.00	1,200.00	2,079.18	16,633.44	1,200.00	51,112.62
15	Admin Aide I (Utility Worker I)	R/M	1	1		24,000.00	6,000.00	1,200.00	2,079.18	16,633.44	1,200.00	51,112.62
16	Admin Aide IV (Clerk II)	for draftsman	4	1		18,000.00	6,000.00	900.00	1,863.95	14,911.56	900.00	42,575.51
17	Admin Aide IV (Clerk II)	for secretary	4	1		18,000.00	6,000.00	900.00	1,863.95	14,911.56	900.00	42,575.51
18	Admin Aide IV (Clerk II)	for watershed	4	1		18,000.00	6,000.00	900.00	1,863.95	14,911.56	900.00	42,575.51
	Total					**192,000.00**	**60,000.00**	**10,500.00**	**20,641.54**	**172,636.56**	**10,500.00**	**466,278.10**

Prepared by:

KRISTINE KAY T. BALINGBING

Approved by:

ENGR. RODOLFO A. JIMENEZ, JR.

PROJECTED DEPRECIATION FOR 2020

	PPE					
	Office Equipment	71,710.62				
	Furniture & Fixture	29,271.99				
	Communication Equipment	4,107.70				
	Motor Vehicle	84,200.83				
	Machinery	178,610.19				
	Other Machinery	23,958.19				
	ICT	193,768.53				
	Other PPE	104,480.13				
	Other Structures	26,902.52				
	WSS	2,923,801.50				
	UPIS Meters	116,185.74				
	Other Transmission & Dist. Mains	32,521.81				
	Land Impvt.	5,652.00				
	Building	56,904.04				
	Medical Equipment	18,280.80				
		3,870,356.59				**3,870,356.59**
Project No.	**Closed Project**	**Completion Cost**	**Salvage Value**	**Depreciation per month**		
18-0004	Solar Power System	41,825.85	4,182.59	627.39	37,643.27	
19-0002	Pipe Laying Expansion 2019 -Labao					
	UPVC PIPE CLASS100	260,624.87	26,062.49	977.34	234,562.38	
	MECH.GATE VALVE 3"	9,508.53	950.85	71.31	17,115.35	
		311,959.25	**31,195.93**	**1,676.04**	**289,321.00**	**289,321.00**
Project No.	**PROJECT TO BE ACCOMPLISHED 2020**	**ACTUAL COST AS TO DATE**	**Salvage Value**	**Depreciation per month**		
15-001	Repair and Maintenance of Administrative Building	23,240.10	2,324.01	87.15	784.35	CLOSED (Engineering)
15-002	Repair and Maintenance of Reservoir Piping	12,284.00	1,228.40	46.07	414.59	CLOSED (Engineering)
15-003	500 Units of Hubs Concreting of Transmission Line	330,887.00	33,088.70	1,240.83	11,167.44	(Accounting)
15-004	Renovation of Roofing at Maintenance Office	199,406.93	19,940.69	747.78	6,729.98	CLOSED (Engineering)
15-005	Building of Cabinet, Built-in Cabinet & Counter	9,382.00	938.20	35.18	316.64	CLOSED (Engineering)
15-0011	Inst. of Pipelines from San Juan to Labao 1,352 LM and across Labao bridge L/S	493,530.98	49,353.10	1,850.74	16,656.67	CLOSED (Engineering)
15-0012	Inst. of Dist. Line from San Juan to Concepcion 1025 LM and across Concepcion Bridge L/S	523,473.64	52,347.36	1,963.03	17,667.24	CLOSED (Engineering)
15-0014	Pipe laying expansion of Distribution line	40,922.91	4,092.29	153.46	1,381.15	CLOSED (Engineering)
15-0015	Relocation of Pipelines across Naubod 1 & 2 Bridges L/S	66,228.49	6,622.85	248.36	2,235.21	CLOSED (Accounting)
15-0016	Inst. of Dist. Line from Mabini to Loba-Loba 931 LM	242,257.46	24,225.75	908.47	8,176.19	CLOSED (Engineering)
15-0017	Inst. of Dist. Line from Loba-Loba to Sibujo 2,647 LM	509,246.02	50,924.60	1,909.67	17,187.05	CLOSED (Engineering)
15-0018	Data Logger Fabrication and Installation	115,026.61	11,502.66	431.35	3,882.15	CLOSED (Accounting)
15-0019	Repair of Transmission Line 200mmdia.	121,277.18	12,127.72	454.79	4,093.10	CLOSED (Engineering)
15-0020	Impvt. Of Chlorinator/Filter House	196,873.38	19,687.34	738.28	6,644.48	on-going
15-0021	Pipe laying expansion of Distribution line 1"dia.	8,607.03	860.70	32.28	290.49	CLOSED (Engineering)
15-0022	Const. of Flow Meter Concrete Box	18,714.07	1,871.41	70.18	631.60	CLOSED (Engineering)
15-0023	Pipe laying expansion of Distribution line & Retapping	143,918.65	14,391.87	539.69	4,857.25	on-going
15-0024	Pipe laying expansion of Distribution line	155,008.57	15,500.86	581.28	5,231.54	CLOSED (Engineering)
16-0001	District Metered Area (DMA) Establishment	563,213.59	56,321.36	2,112.05	19,008.46	on-going
16-0004	Relocation of Transmission Line at Uguis Bridge (Phase 1)	184,294.06	18,429.41	691.10	6,219.92	on-going

16-0006	Pipe Laying Expansion of 2"Ø Distribution Line	120,264.00	12,026.40	450.99	4,058.91	For revision (Engineering)
16-0009	Pipe Laying Expansion of 2"Ø Distribution Line	3,653,928.81	365,392.88	13,702.23	123,320.10	on-going
17-0001	Retapping of DL & SL & Clustering of Watermeter	354,006.51	35,400.65	1,327.52	11,947.72	on-going
17-0004	Retapping of DL & SL & Clustering of Watermeter	362,321.22	36,232.12	1,358.70	12,228.34	(Accounting)
17-0006	Pipe Laying Expansion of 3"dia. DL 621 Ln.M.	225,046.62	22,504.66	843.92	7,595.32	on-going
17-0007	Pipe Laying Expansion of 2"dia. DL 2,508 Ln.M.	985,435.81	98,543.58	3,695.38	33,258.46	on-going
17-0008	Standardization & Installation of Valves	661,823.22	66,182.32	2,481.84	22,336.53	on-going
17-0009	Pump Control Panel Automation	23,441.64	2,344.16	87.91	791.16	on-going
17-0011	Construction of Fence and Gate at Source	7,833.55	783.36	29.38	264.38	on-going
17-0012	Pipe Laying Expansion of 3" & 2"dia. DL 1,550 Ln.M.	962,610.80	96,261.08	3,609.79	32,488.11	on-going
17-0014	Installation of Fire hydrant 3"dia.	48,252.00	4,825.20	180.95	1,628.51	on-going
18-0001	CIP-Pipe Laying Expansion San Juan to Umalo	2,560,609.01	256,060.90	9,602.28	86,420.55	on-going
18-0002	CIP-Pipe Laying Expansion (Replacement) 1,250 TL Palong	1,538,336.04	153,833.60	5,768.76	51,918.84	on-going
18-0003	CIP-Relocation of DL (Nagkupa Bridge Tinanquihan)	13,974.06	1,397.41	52.40	471.62	on-going
18-0005	CIP-DMA Flow Meter	165,790.64	16,579.06	621.71	5,595.43	on-going
18-0007	CIP-Land Improvement (Perimeter Fence)	1,229,336.29	122,933.63	4,610.01	41,490.10	on-going
18-0008	CIP-Automation & Valving	74,695.00	7,469.50	280.11	2,520.96	on-going
18-0009	CIP-GSM Data Logger	19,247.09	1,924.71	72.18	649.59	on-going
18-0010	CIP-Tank Concrete Foundation	277,946.67	27,794.67	1,042.30	9,380.70	on-going
18-0011	CIP-Office Building (Const. of Office Bldg. & Pumping Station)	484,537.54	48,453.75	1,817.02	16,353.14	on-going
18-0012	Design,Supply & Delivery (600cu.m Potable Water Storage Tar	3,792,300.73	379,230.07	14,221.13	127,990.15	on-going
19-0001	PL & Fittings for Pumps and Tanks	47,797.05	4,779.71	179.24	1,075.43	on-going
19-0003	Improvement of Office Cubicle & Customer Counter	108,059.44	10,805.94	405.22	2,431.34	on-going
19-0004	Palong to Mambulo Nuevo PL Expansion 2019	4,549,563.84	454,956.38	17,060.86	102,365.19	on-going
19-0005	Reinforcement of DAM	139,044.90	13,904.49	521.42	5,735.60	on-going
19-0006	Spring Source Security Facility	61,072.87	6,107.29	229.02	1,374.14	on-going
19-0007	LIWAD Clariwash Filtration System	600,000.00	60,000.00	2,250.00	13,500.00	on-going
19-0008	Monopole Communication Antenna	120,000.00	12,000.00	450.00	4,050.00	on-going
19-0009	Mambulo to San Vicente PL Expansion 2019	348,944.34	34,894.43	1,308.54	7,851.25	on-going
19-0011	Wide Area Network (Office,San Juan and Palong)	250,000.00	25,000.00	937.50	8,437.50	on-going
		27,744,012.36	**2,774,401.24**	**104,040.05**	**873,104.58**	873,104.58
					Total Projected Depreciation:	**5,032,782.17**